

# Nottingham North and East CCG

## CCG 360° stakeholder survey 2016

### Main report



**Ipsos MORI**  
Social Research Institute

# Table of contents

<b>Slide 3</b>	<b><u>Summary</u></b>
<b>Slide 6</b>	<b><u>Overall report</u></b>
<b>Slide 7</b>	<b><u>Background and objectives</u></b>
<b>Slide 8</b>	<b><u>Methodology and technical details</u></b>
<b>Slide 10</b>	<b><u>Interpreting the results</u></b>
<b>Slide 11</b>	<b><u>Using the results</u></b>
<b>Slide 13</b>	<b><u>Component 1: Well-led</u></b>
<b>Slide 57</b>	<b><u>Component 2: Performance</u></b>
<b>Slide 64</b>	<b><u>Component 3: Finance</u></b>
<b>Slide 67</b>	<b><u>Component 4: Planning</u></b>
<b>Slide 85</b>	<b><u>Component 5: Delegated Functions</u></b>
<b>Slide 88</b>	<b><u>Appendix – CCG cluster</u></b>

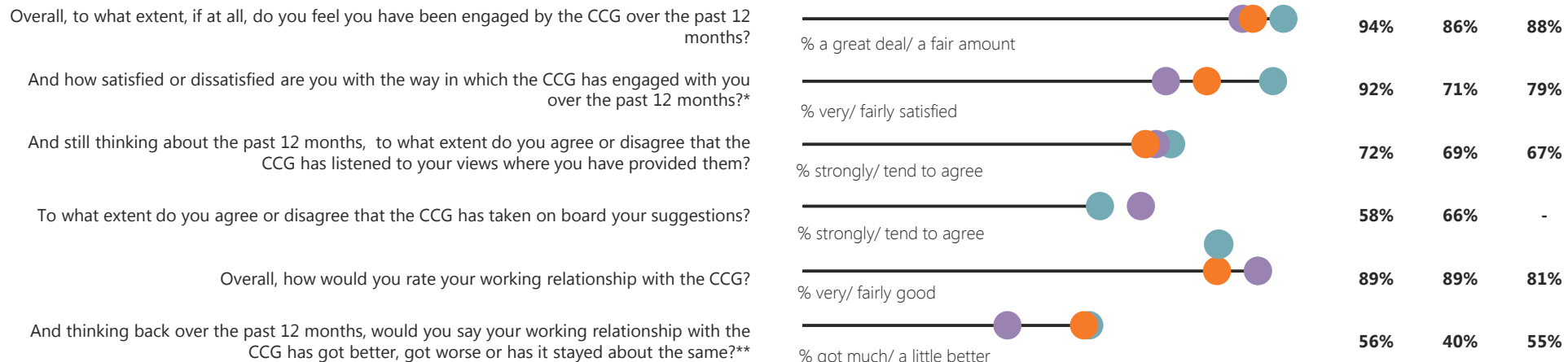
# Summary

# Summary

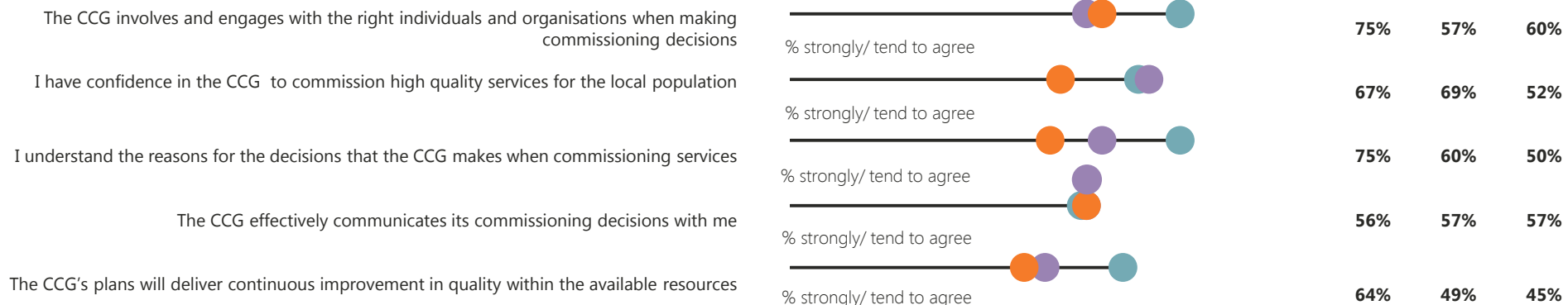
The following chart presents the summary findings across the CCG for the questions asked of all stakeholders. This provides the percentage of stakeholders responding positively to the key questions, including year-on-year comparisons where the question was also asked in 2015 and 2014.

Base = all stakeholders (2016; 36 , 2015; 35 , 2014; 42) unless otherwise stated

## Overall Engagement

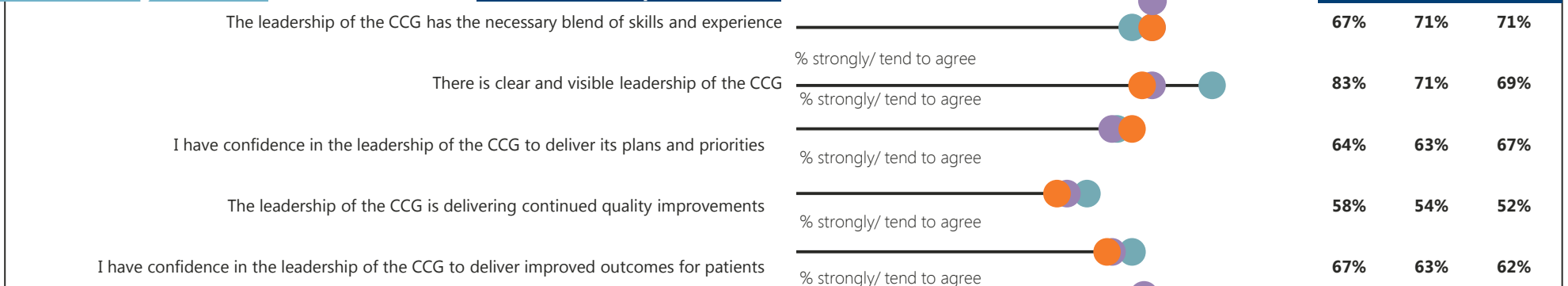


## Commissioning services

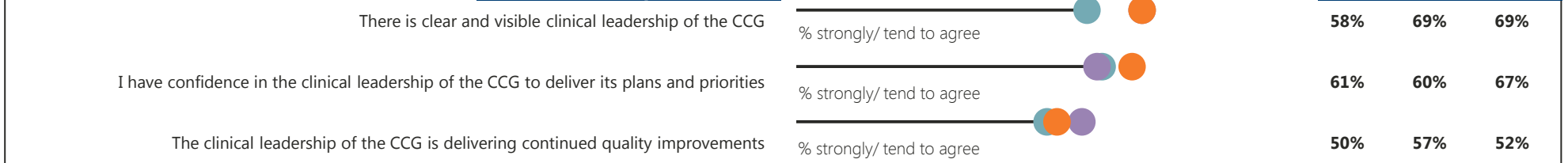


## Summary cont.

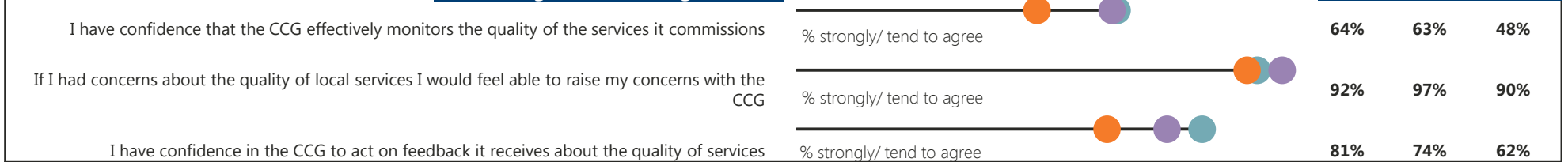
### Overall leadership of the CCG



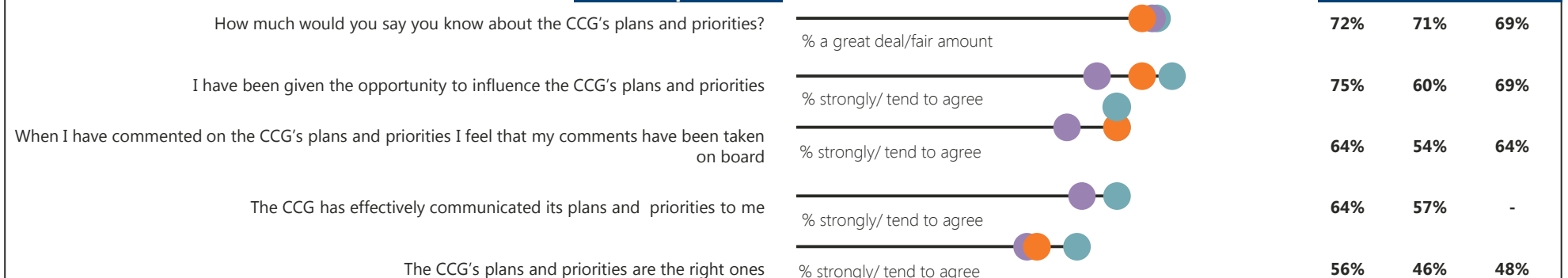
### Clinical leadership of the CCG



### Monitoring and reviewing services



### Plans and priorities



# Overall report

# Background and objectives

Clinical Commissioning Groups (CCGs) need to have strong relationships with a range of health and care partners in order to be successful commissioners within the local system. These relationships provide CCGs with on-going information, advice and knowledge to help them make the best possible commissioning decisions.

The CCG 360° stakeholder survey is a key part of ensuring these strong relationships are in place. The survey allows stakeholders to provide feedback on working relationships with CCGs. The results from the survey will serve two purposes:

1. To provide a wealth of data for CCGs to help with their ongoing organisational development, enabling them to continue to build strong and productive relationships with stakeholders. The findings can provide a valuable tool for all CCGs to be able to evaluate their progress and inform their organisational decisions.
2. To feed into assurance conversations between NHS England and CCGs. The survey will form part of the evidence used to assess whether the stakeholder relationships, forged during the transition through authorisation, continue to be central to the effective commissioning of services by CCGs, and in doing so, improve quality and outcomes for patients.

# Methodology and technical details

- It was the responsibility of each CCG to provide the list of stakeholders to invite to take part in the CCG 360° stakeholder survey.
- CCGs were provided with a specification of core stakeholder organisations (outlined in the table opposite) to be included in their stakeholder list. Beyond this however, CCGs had the flexibility to determine which individual within each organisation was the most appropriate to nominate.
- CCGs were also given the opportunity to add up to ten additional stakeholders they wanted to include locally (they are referred to in this report as 'Wider stakeholders'). These included: Commissioning Support Units, Health Education England, lower tier local authorities, MPs, private providers, Public Health England, social care / community organisations, Voluntary Sector Council/Leader, voluntary / third sector organisations, local care homes, GP out-of-hours providers and other stakeholders and clinicians.
- Stakeholders were sent an email inviting them to complete the survey online. Stakeholders who did not respond to the email invitation, and stakeholders for whom an email address was not provided, were telephoned by an Ipsos MORI interviewer who encouraged response and offered the opportunity to complete the survey by telephone.

## Core stakeholder framework

GP member practices	<i>One from every member practice</i>
Health and wellbeing boards	<i>Up to two per HWB</i>
Local Healthwatch	<i>Up to three per local Healthwatch</i>
Other patient groups	<i>Up to five</i>
NHS providers – Acute	<i>Up to two from each provider</i>
NHS providers – Mental health trusts	<i>Up to two from each provider</i>
NHS providers – Community health trusts	<i>Up to two from each provider</i>
Other CCGs	<i>Up to five</i>
Upper tier or unitary local authorities	<i>Up to five per LA</i>



# Methodology and technical details

- Within the survey, stakeholders were asked a series of questions about their working relationship with the CCG. In addition, to reflect each core stakeholder group's different area of expertise and knowledge, they were presented with a short section of questions specific to the stakeholder group they represented.
- Fieldwork was conducted between 1st March 2016 and 4th April 2016.
- 36 of the CCG's stakeholders completed the survey. The overall response rate was 78% which varied across the stakeholder groups as shown in the table opposite.

## Survey response rates for Nottingham North and

Stakeholder group	Invited to take part in survey	Completed survey	Response rate
GP member practices	21	16	76%
Health and wellbeing boards	2	2	100%
Local Healthwatch/patient groups	8	8	100%
NHS providers	5	2	40%
Other CCGs	5	4	80%
Upper tier or unitary local authorities	3	2	67%
Wider stakeholders	2	2	100%

# Interpreting the results

- For each question, the response to each answer is presented as both a percentage (%) and as a number (n).
- The total number of stakeholders who answered each question (the base size) is also stated at the bottom of each chart and in every table.
- For questions with fewer than 30 stakeholders answering, we strongly recommend that you look at the number of stakeholders giving each response rather than the percentage, as the percentage can be misleading when based on so few stakeholders.
- This report presents the results from Nottingham North and East CCG's stakeholder survey. Throughout the report, 'the CCG / your CCG' refers to Nottingham North and East CCG.
- Where a result for the 'cluster' is presented, this refers to the overall score across the 20 CCGs that are most similar to the CCG. For more information on the cluster and how this has been defined, please see the Appendix.
- Where results do not sum to 100%, or where individual responses (e.g. tend to agree; strongly agree) do not sum to combined responses (e.g. strongly/tend to agree) this is due to rounding.

# Using the results – the reports

- This report contains a **summary section**, a **section on overall views of relationships** and a **section for each of the five components of assurance** which show detailed breakdowns of responses to each question.
- The overall summary slides show the results at CCG level for the questions asked of all stakeholders (i.e. only those in section 1 of the questionnaire).
  - This provides CCGs with an 'at a glance' visual summary of the results for the key questions, including direction of travel comparisons where appropriate.
- The remainder of the report shows the results for all questions in the survey including any local questions where CCGs included them. The results for each question are provided at CCG level with a breakdown also shown for each of the core stakeholder groups where relevant.
  - This allows CCGs to interrogate the data in more detail.

# Using the results – comparisons

- For some questions, data has been included in the reports to compare the results for the CCG with:
  - The CCG's result in 2014
  - The CCG's result in 2015
  - The 2016 average across all CCGs in the CCG's cluster
  - The 2016 average across all CCGs in the CCG's regional (DCO) teams
  - National CCG average in 2016
- The comparisons are included to provide an indication of differences only and should be treated with caution due to the low numbers of respondents and differences in stakeholder lists.
  - Any differences are not necessarily statistically significant differences; a higher score than the cluster average does not always equate to 'better' performance, and a higher score than in 2015 does not necessarily mean the CCG has improved.
  - The comparisons offer a starting point to inform wider discussions about the CCG's ongoing organisational development and its relationships with stakeholders. For example, they may indicate areas in which stakeholders think the CCG is performing relatively less well, for the CCG to discuss internally and externally to identify what improvements can be made in this area, if any.

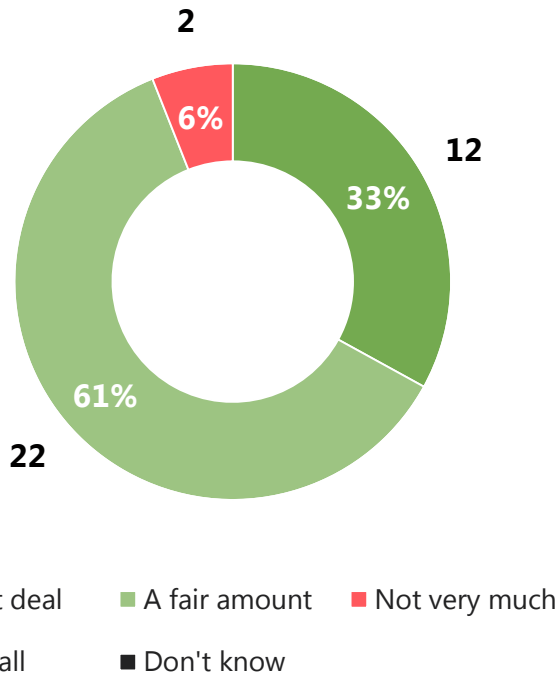
# Component 1: Well-led



**Ipsos MORI**  
Social Research Institute

# Overall, to what extent, if at all, do you feel you have been engaged by the CCG over the past 12 months?

## All stakeholders

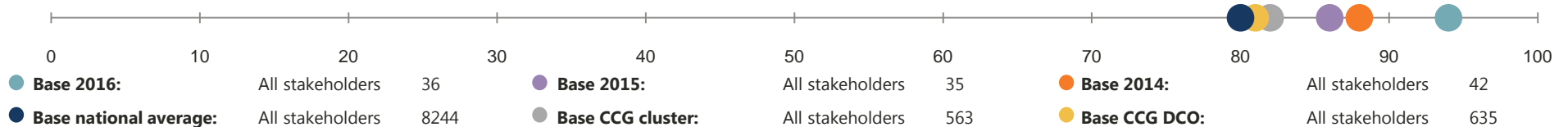


## By stakeholder group

Stakeholder group	Base	Great deal / Fair amount	Not very much / Not at all
GP member practices	16	94% (15)	6% (1)
Health and wellbeing boards	2	100% (2)	-% (0)
Local Healthwatch/patient groups	8	88% (7)	13% (1)
NHS providers	2	100% (2)	-% (0)
Other CCGs	4	100% (4)	-% (0)
Upper tier/unitary local authorities	2	100% (2)	-% (0)
Wider stakeholders	2	100% (2)	-% (0)

## CCG comparisons

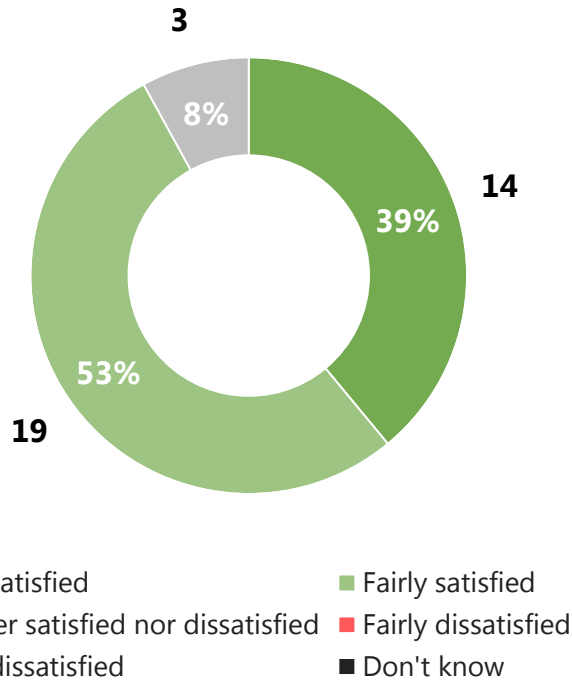
Percentage of stakeholders saying a great deal / a fair amount



Nottingham North and East CCG

# How satisfied or dissatisfied are you with the way in which the CCG has engaged with you over the past 12 months?

## All stakeholders who have been engaged by the CCG

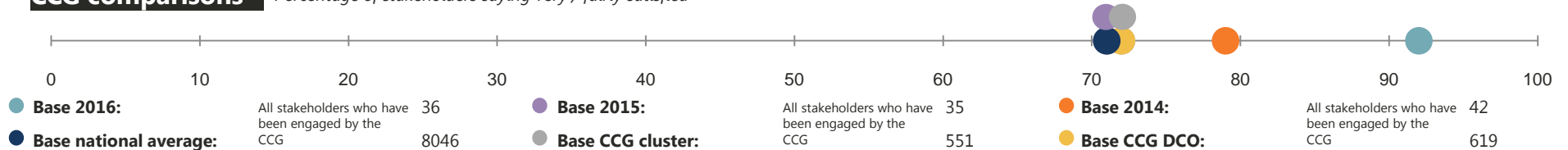


## By stakeholder group

Stakeholder group	Base	Very / Fairly satisfied	Very / Fairly dissatisfied
GP member practices	16	88% (14)	-% (0)
Health and wellbeing boards	2	100% (2)	-% (0)
Local Healthwatch/patient groups	8	100% (8)	-% (0)
NHS providers	2	50% (1)	-% (0)
Other CCGs	4	100% (4)	-% (0)
Upper tier/unitary local authorities	2	100% (2)	-% (0)
Wider stakeholders	2	100% (2)	-% (0)

## CCG comparisons

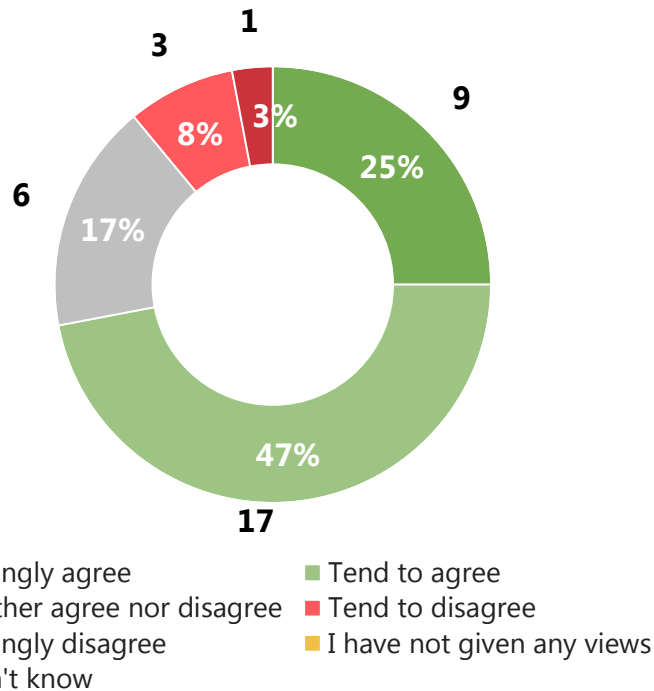
Percentage of stakeholders saying very / fairly satisfied



Nottingham North and East CCG

# Still thinking about the past 12 months, to what extent do you agree or disagree that the CCG has listened to your views where you have provided them?

## All stakeholders

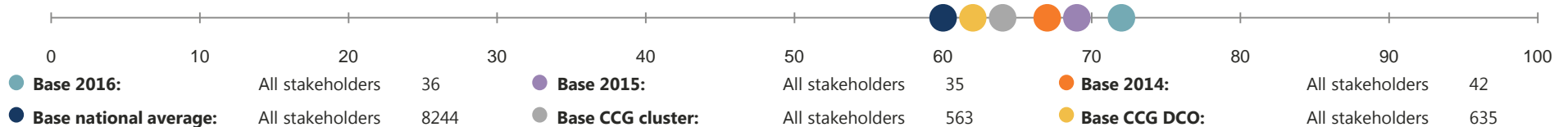


## By stakeholder group

Stakeholder group	Base	Strongly / Tend to agree	Strongly / Tend to disagree
GP member practices	16	50% (8)	19% (3)
Health and wellbeing boards	2	100% (2)	-% (0)
Local Healthwatch/patient groups	8	100% (8)	-% (0)
NHS providers	2	50% (1)	50% (1)
Other CCGs	4	75% (3)	-% (0)
Upper tier/unitary local authorities	2	100% (2)	-% (0)
Wider stakeholders	2	100% (2)	-% (0)

## CCG comparisons

Percentage of stakeholders saying strongly agree / tend to agree

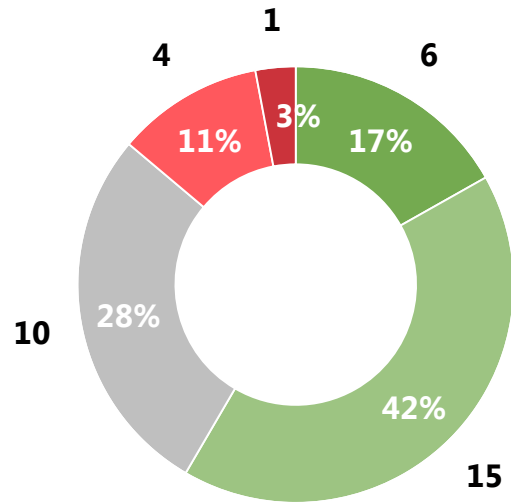


Nottingham North and East CCG



# To what extent do you agree or disagree that the CCG has taken on board your suggestions?

## All stakeholders




- Strongly agree
- Neither agree nor disagree
- Strongly disagree
- Don't know
- Tend to agree
- Tend to disagree
- I have not given any suggestions

## By stakeholder group

Stakeholder group	Base	Strongly / Tend to agree	Strongly / Tend to disagree
GP member practices	16	38% (6)	31% (5)
Health and wellbeing boards	2	100% (2)	-% (0)
Local Healthwatch/patient groups	8	63% (5)	-% (0)
NHS providers	2	50% (1)	-% (0)
Other CCGs	4	75% (3)	-% (0)
Upper tier/unitary local authorities	2	100% (2)	-% (0)
Wider stakeholders	2	100% (2)	-% (0)

## CCG comparisons

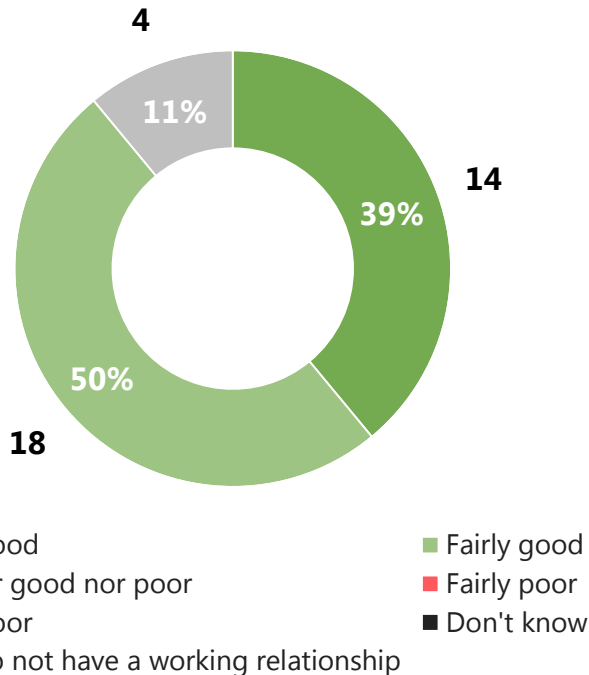
Percentage of stakeholders saying strongly agree / tend to agree



Nottingham North and East CCG

# Overall, how would you rate your working relationship with the CCG?

## All stakeholders

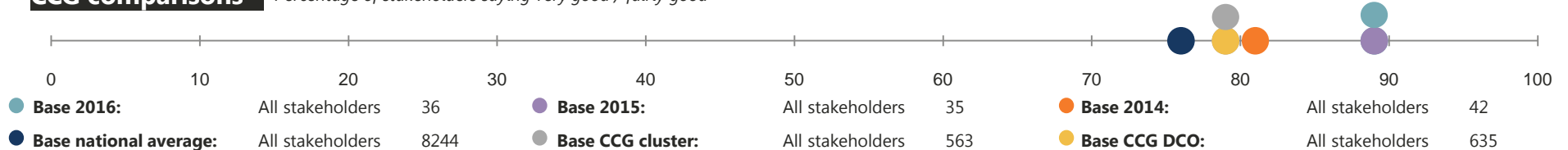


## By stakeholder group

Stakeholder group	Base	Very good / Fairly good	Very poor / Fairly poor
GP member practices	16	88% (14)	-% (0)
Health and wellbeing boards	2	100% (2)	-% (0)
Local Healthwatch/patient groups	8	88% (7)	-% (0)
NHS providers	2	50% (1)	-% (0)
Other CCGs	4	100% (4)	-% (0)
Upper tier/unitary local authorities	2	100% (2)	-% (0)
Wider stakeholders	2	100% (2)	-% (0)

## CCG comparisons

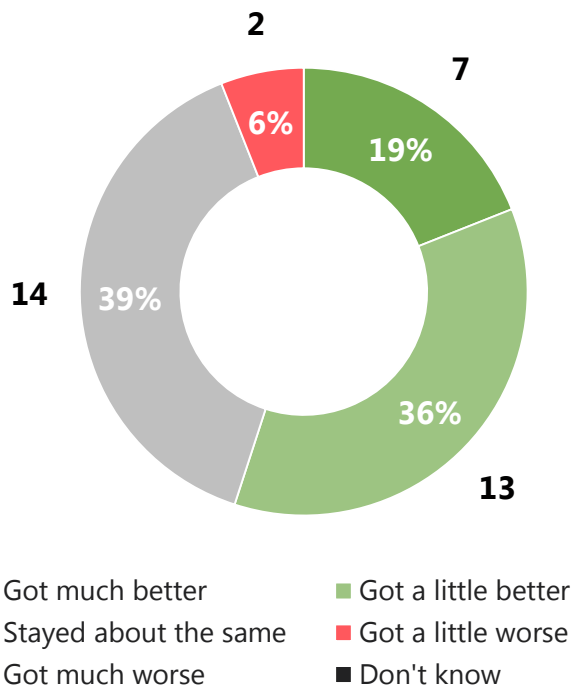
Percentage of stakeholders saying very good / fairly good



Nottingham North and East CCG

# Thinking back over the past 12 months, would you say your working relationship with the CCG has got better, got worse or has it stayed about the same?

## All stakeholders who say they have a working relationship with the CCG



## By stakeholder group

Stakeholder group	Base	Got much / A little better	Got much / A little worse
GP member practices	16	56% (9)	6% (1)
Health and wellbeing boards	2	100% (2)	-% (0)
Local Healthwatch/patient groups	8	63% (5)	-% (0)
NHS providers	2	50% (1)	50% (1)
Other CCGs	4	25% (1)	-% (0)
Upper tier/unitary local authorities	2	50% (1)	-% (0)
Wider stakeholders	2	50% (1)	-% (0)

## CCG comparisons

Percentage of stakeholders saying got much better / got a little better

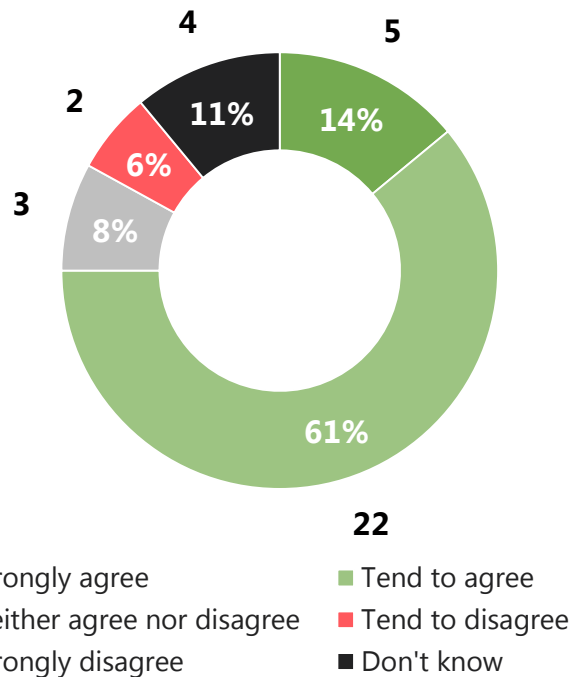


Nottingham North and East CCG

# To what extent do you agree or disagree with the following statements about the way in which the CCG commissions services...?

The CCG involves and engages with the right individuals and organisations when making commissioning decisions

## All stakeholders

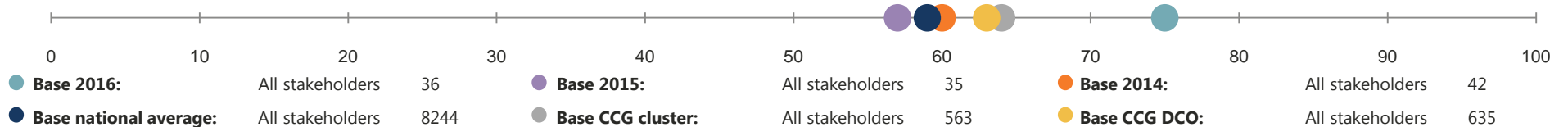


## By stakeholder group

Stakeholder group	Base	Strongly / Tend to agree	Strongly / Tend to disagree
GP member practices	16	69% (11)	13% (2)
Health and wellbeing boards	2	100% (2)	-% (0)
Local Healthwatch/patient groups	8	63% (5)	-% (0)
NHS providers	2	100% (2)	-% (0)
Other CCGs	4	100% (4)	-% (0)
Upper tier/unitary local authorities	2	100% (2)	-% (0)
Wider stakeholders	2	50% (1)	-% (0)

## CCG comparisons

Percentage of stakeholders saying strongly agree / tend to agree

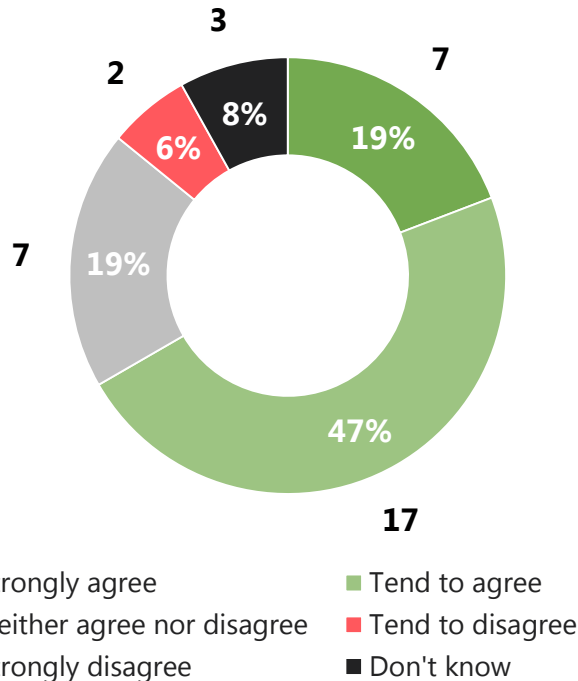


Nottingham North and East CCG

# To what extent do you agree or disagree with the following statements about the way in which the CCG commissions services...?

I have confidence in the CCG to commission high quality services for the local population

## All stakeholders

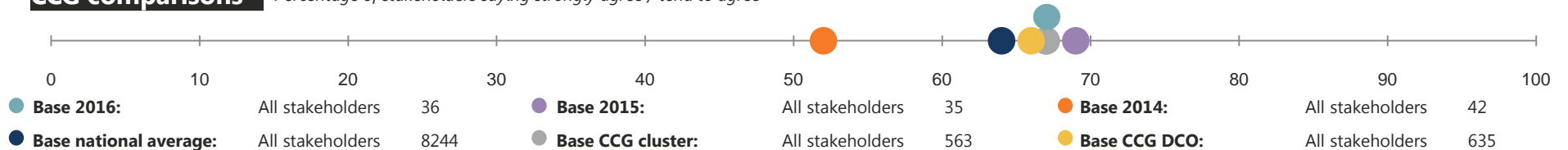


## By stakeholder group

Stakeholder group	Base	Strongly / Tend to agree	Strongly / Tend to disagree
GP member practices	16	69% (11)	6% (1)
Health and wellbeing boards	2	50% (1)	0% (0)
Local Healthwatch/patient groups	8	63% (5)	13% (1)
NHS providers	2	0% (0)	0% (0)
Other CCGs	4	100% (4)	0% (0)
Upper tier/unitary local authorities	2	100% (2)	0% (0)
Wider stakeholders	2	50% (1)	0% (0)

## CCG comparisons

Percentage of stakeholders saying strongly agree / tend to agree

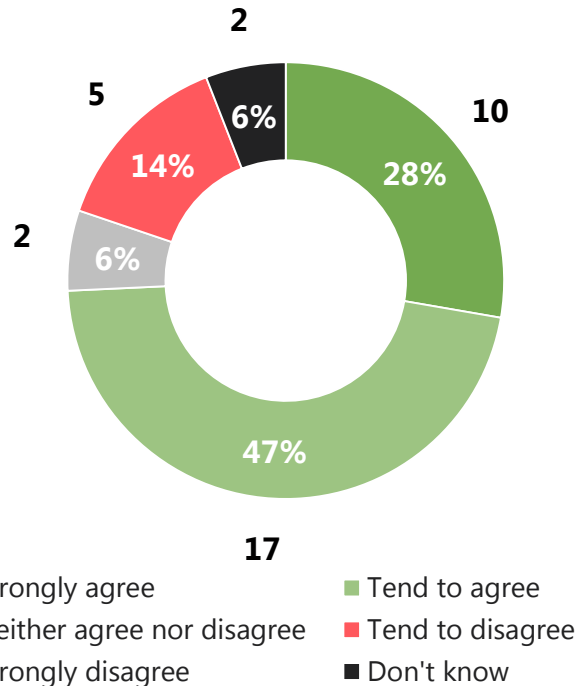


Nottingham North and East CCG

# To what extent do you agree or disagree with the following statements about the way in which the CCG commissions services...?

I understand the reasons for the decisions that the CCG makes when commissioning services

## All stakeholders

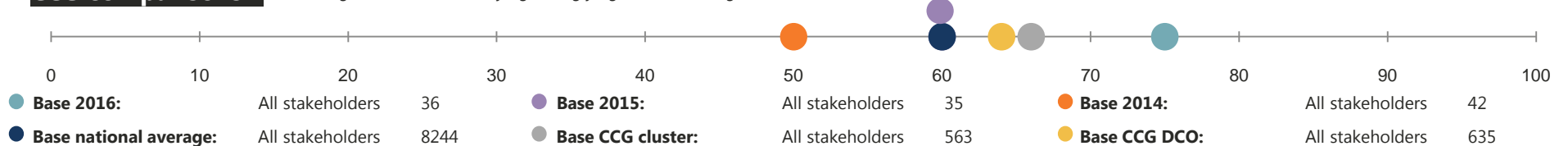


## By stakeholder group

Stakeholder group	Base	Strongly / Tend to agree	Strongly / Tend to disagree
GP member practices	16	75% (12)	25% (4)
Health and wellbeing boards	2	100% (2)	-% (0)
Local Healthwatch/patient groups	8	88% (7)	-% (0)
NHS providers	2	-% (0)	-% (0)
Other CCGs	4	100% (4)	-% (0)
Upper tier/unitary local authorities	2	100% (2)	-% (0)
Wider stakeholders	2	-% (0)	50% (1)

## CCG comparisons

Percentage of stakeholders saying strongly agree / tend to agree

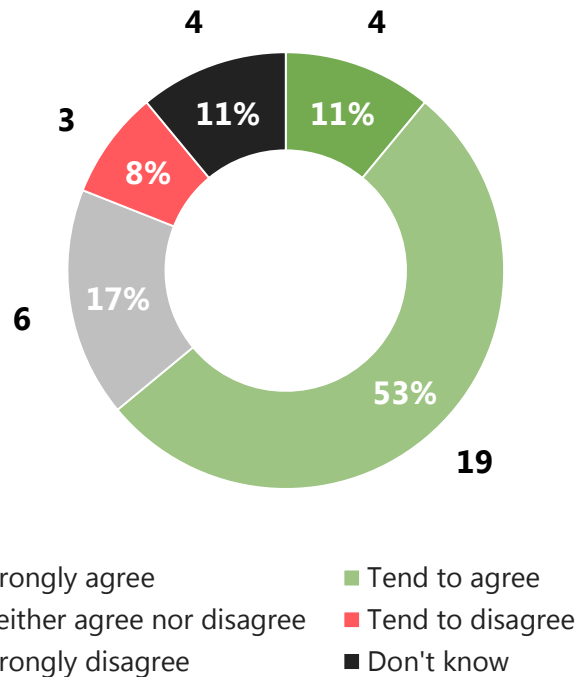


Nottingham North and East CCG

# To what extent do you agree or disagree with the following statements about the way in which the CCG commissions services...?

The CCG's plans will deliver continuous improvement in quality within the available resources

## All stakeholders



## By stakeholder group

Stakeholder group	Base	Strongly / Tend to agree	Strongly / Tend to disagree
GP member practices	16	63% (10)	6% (1)
Health and wellbeing boards	2	100% (2)	-% (0)
Local Healthwatch/patient groups	8	63% (5)	13% (1)
NHS providers	2	-% (0)	50% (1)
Other CCGs	4	100% (4)	-% (0)
Upper tier/unitary local authorities	2	100% (2)	-% (0)
Wider stakeholders	2	-% (0)	-% (0)

## CCG comparisons

Percentage of stakeholders saying strongly agree / tend to agree

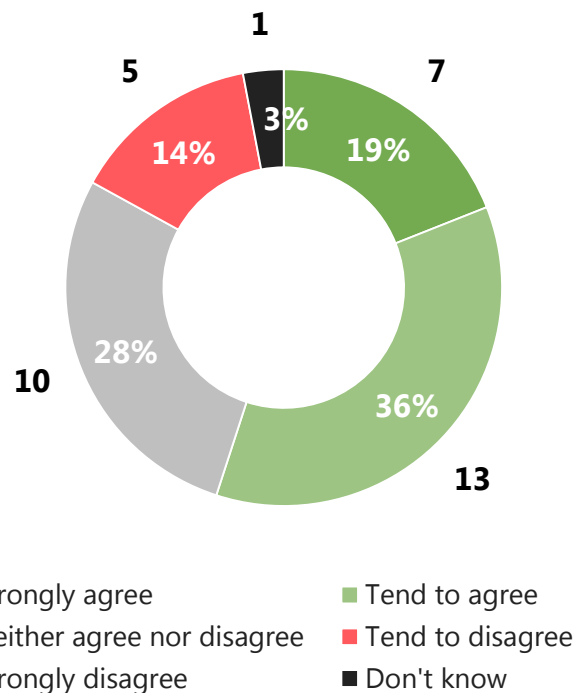


Nottingham North and East CCG

# To what extent do you agree or disagree with the following statements about the way in which the CCG commissions services...?

## The CCG effectively communicates its commissioning decisions with me

### All stakeholders

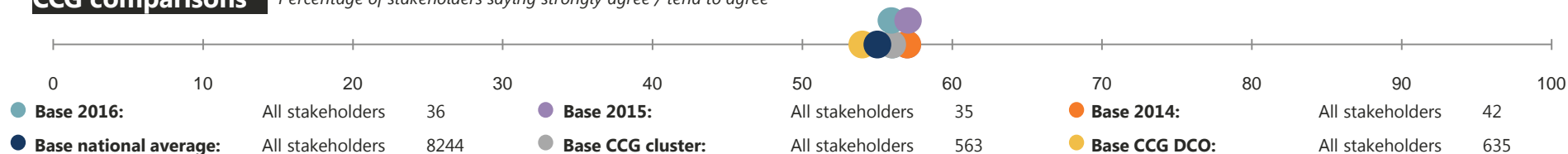


### By stakeholder group

Stakeholder group	Base	Strongly / Tend to agree	Strongly / Tend to disagree
GP member practices	16	50% (8)	19% (3)
Health and wellbeing boards	2	50% (1)	-% (0)
Local Healthwatch/patient groups	8	50% (4)	-% (0)
NHS providers	2	50% (1)	-% (0)
Other CCGs	4	100% (4)	-% (0)
Upper tier/unitary local authorities	2	100% (2)	-% (0)
Wider stakeholders	2	-% (0)	100% (2)

### CCG comparisons

Percentage of stakeholders saying strongly agree / tend to agree



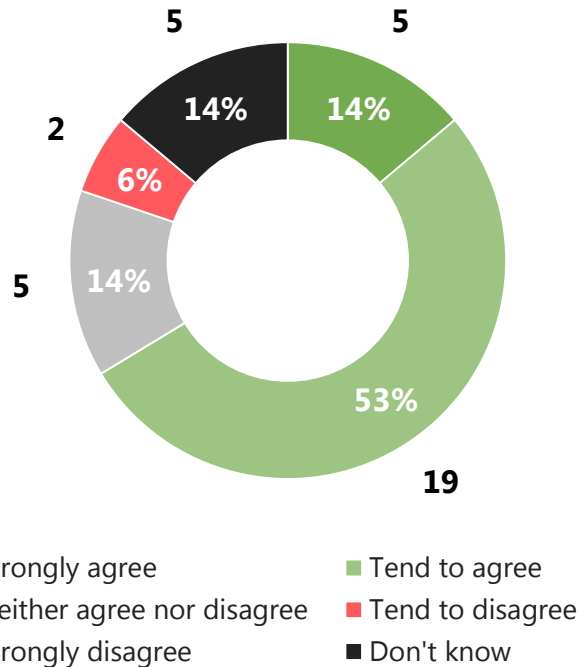
Nottingham North and East CCG



# To what extent do you agree or disagree with the following statements about the overall leadership of the CCG...?

The leadership of the CCG has the necessary blend of skills and experience

## All stakeholders

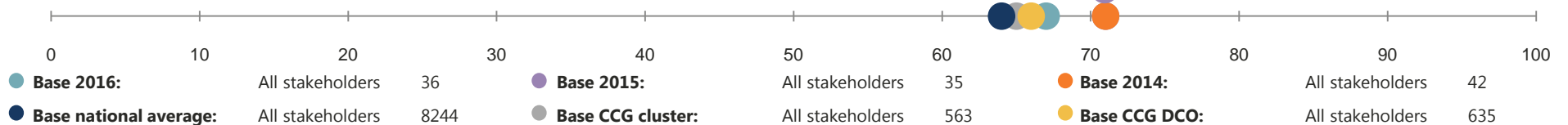


## By stakeholder group

Stakeholder group	Base	Strongly / Tend to agree	Strongly / Tend to disagree
GP member practices	16	69% (11)	6% (1)
Health and wellbeing boards	2	100% (2)	-% (0)
Local Healthwatch/patient groups	8	63% (5)	13% (1)
NHS providers	2	50% (1)	-% (0)
Other CCGs	4	100% (4)	-% (0)
Upper tier/unitary local authorities	2	50% (1)	-% (0)
Wider stakeholders	2	-% (0)	-% (0)

## CCG comparisons

Percentage of stakeholders saying strongly agree / tend to agree

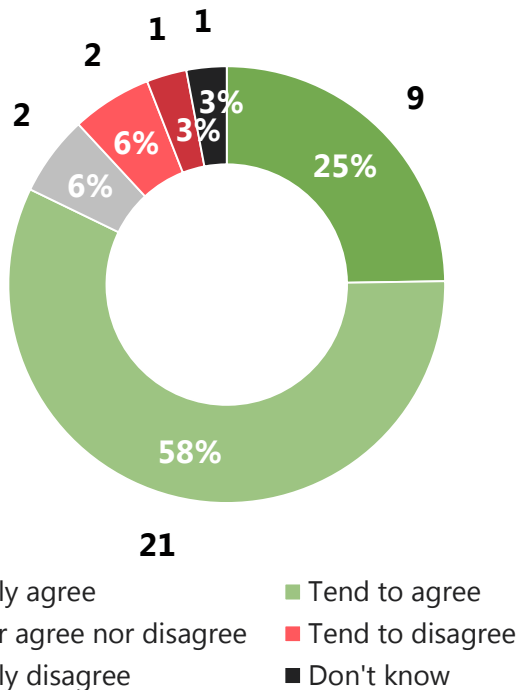


Nottingham North and East CCG

# To what extent do you agree or disagree with the following statements about the overall leadership of the CCG...?

## There is clear and visible leadership of the CCG

### All stakeholders

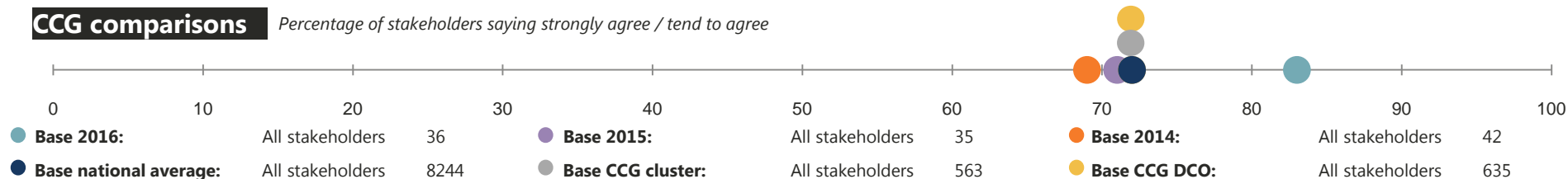


### By stakeholder group

Stakeholder group	Base	Strongly / Tend to agree	Strongly / Tend to disagree
GP member practices	16	81% (13)	13% (2)
Health and wellbeing boards	2	100% (2)	-% (0)
Local Healthwatch/patient groups	8	63% (5)	13% (1)
NHS providers	2	100% (2)	-% (0)
Other CCGs	4	100% (4)	-% (0)
Upper tier/unitary local authorities	2	100% (2)	-% (0)
Wider stakeholders	2	100% (2)	-% (0)

### CCG comparisons

Percentage of stakeholders saying strongly agree / tend to agree

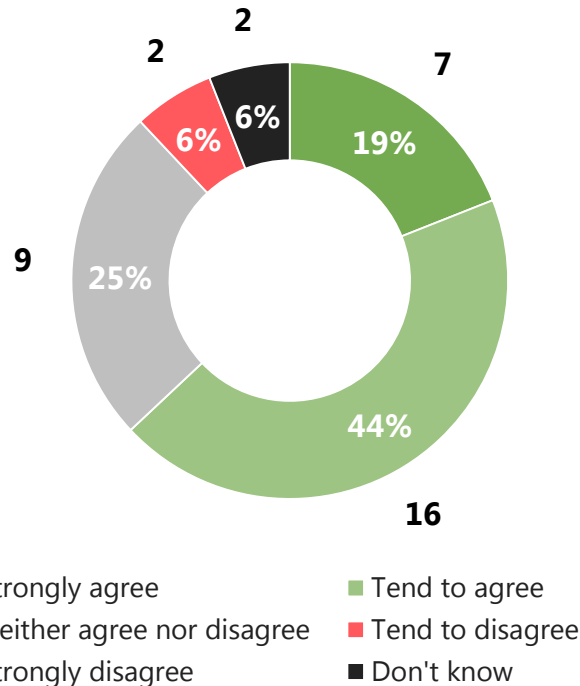


Nottingham North and East CCG

# To what extent do you agree or disagree with the following statements about the overall leadership of the CCG...?

I have confidence in the leadership of the CCG to deliver its plans and priorities

## All stakeholders




## By stakeholder group

Stakeholder group	Base	Strongly / Tend to agree	Strongly / Tend to disagree
GP member practices	16	63% (10)	6% (1)
Health and wellbeing boards	2	100% (2)	-% (0)
Local Healthwatch/patient groups	8	63% (5)	13% (1)
NHS providers	2	-% (0)	-% (0)
Other CCGs	4	100% (4)	-% (0)
Upper tier/unitary local authorities	2	100% (2)	-% (0)
Wider stakeholders	2	-% (0)	-% (0)

## CCG comparisons

Percentage of stakeholders saying strongly agree / tend to agree

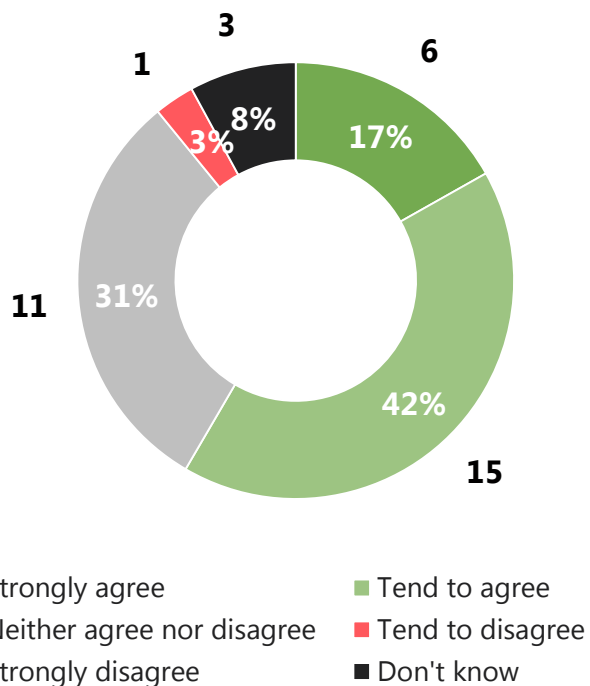


Nottingham North and East CCG

# To what extent do you agree or disagree with the following statements about the overall leadership of the CCG...?

## The leadership of the CCG is delivering continued quality improvements

### All stakeholders

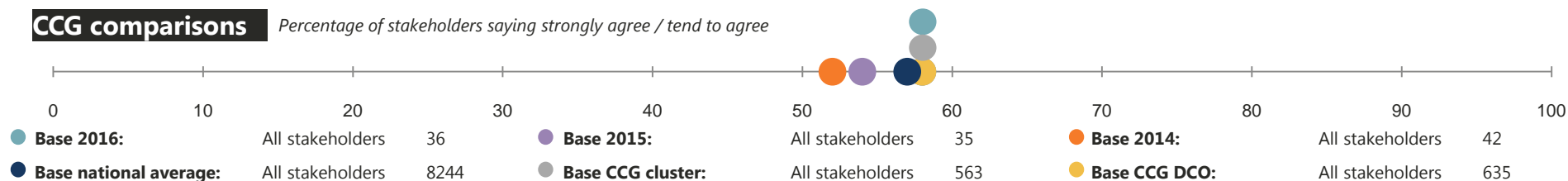


### By stakeholder group

Stakeholder group	Base	Strongly / Tend to agree	Strongly / Tend to disagree
GP member practices	16	56% (9)	-% (0)
Health and wellbeing boards	2	50% (1)	-% (0)
Local Healthwatch/patient groups	8	63% (5)	13% (1)
NHS providers	2	-% (0)	-% (0)
Other CCGs	4	100% (4)	-% (0)
Upper tier/unitary local authorities	2	100% (2)	-% (0)
Wider stakeholders	2	-% (0)	-% (0)

### CCG comparisons

Percentage of stakeholders saying strongly agree / tend to agree

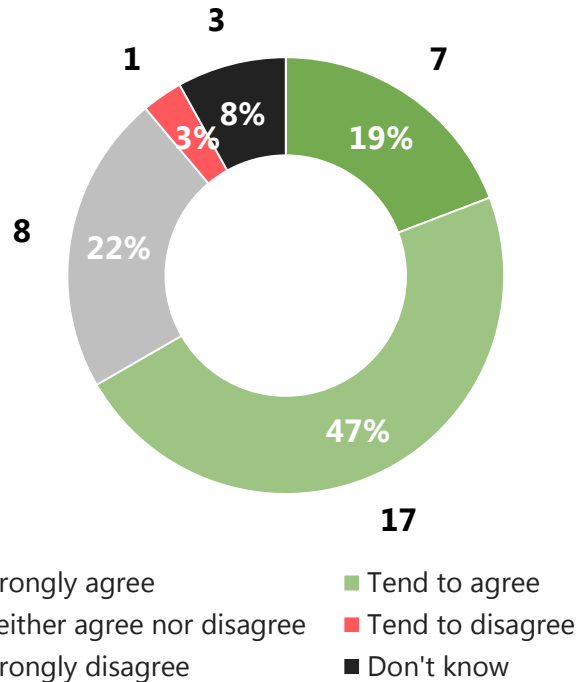


Nottingham North and East CCG

# To what extent do you agree or disagree with the following statements about the overall leadership of the CCG...?

I have confidence in the leadership of the CCG to deliver improved outcomes for patients

## All stakeholders

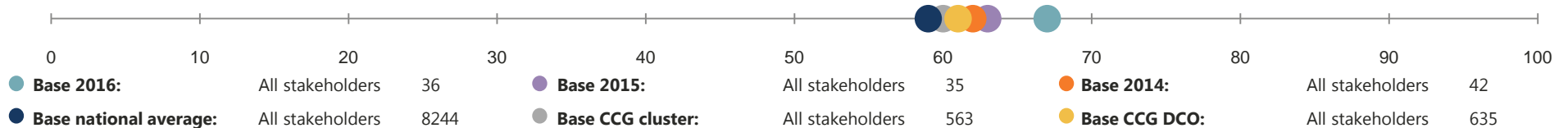


## By stakeholder group

Stakeholder group	Base	Strongly / Tend to agree	Strongly / Tend to disagree
GP member practices	16	56% (9)	6% (1)
Health and wellbeing boards	2	50% (1)	-% (0)
Local Healthwatch/patient groups	8	75% (6)	-% (0)
NHS providers	2	50% (1)	-% (0)
Other CCGs	4	100% (4)	-% (0)
Upper tier/unitary local authorities	2	100% (2)	-% (0)
Wider stakeholders	2	50% (1)	-% (0)

## CCG comparisons

Percentage of stakeholders saying strongly agree / tend to agree

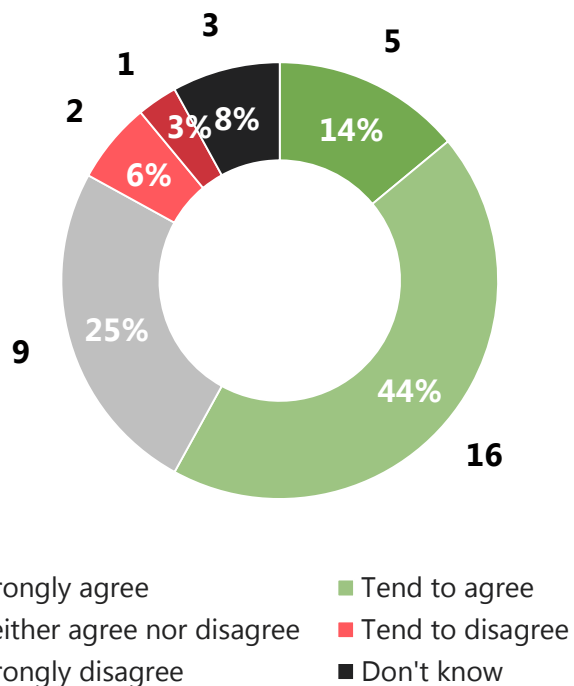


Nottingham North and East CCG

# To what extent do you agree or disagree with the following statements about the clinical leadership of the CCG...?

There is clear and visible clinical leadership of the CCG

## All stakeholders

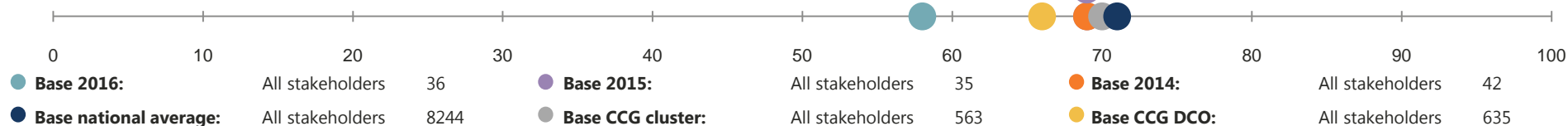


## By stakeholder group

Stakeholder group	Base	Strongly / Tend to agree	Strongly / Tend to disagree
GP member practices	16	63% (10)	13% (2)
Health and wellbeing boards	2	100% (2)	-% (0)
Local Healthwatch/patient groups	8	50% (4)	13% (1)
NHS providers	2	50% (1)	-% (0)
Other CCGs	4	50% (2)	-% (0)
Upper tier/unitary local authorities	2	100% (2)	-% (0)
Wider stakeholders	2	-% (0)	-% (0)

## CCG comparisons

Percentage of stakeholders saying strongly agree / tend to agree

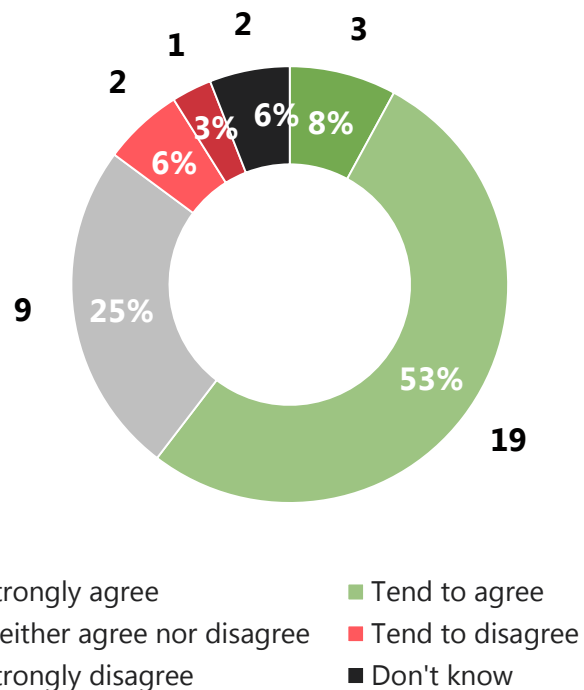


Nottingham North and East CCG

# To what extent do you agree or disagree with the following statements about the clinical leadership of the CCG...?

I have confidence in the clinical leadership of the CCG to deliver its plans and priorities

## All stakeholders

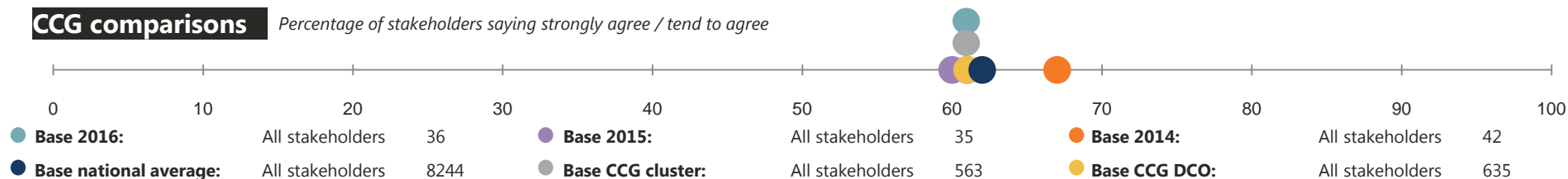


## By stakeholder group

Stakeholder group	Base	Strongly / Tend to agree	Strongly / Tend to disagree
GP member practices	16	63% (10)	13% (2)
Health and wellbeing boards	2	100% (2)	-% (0)
Local Healthwatch/patient groups	8	50% (4)	13% (1)
NHS providers	2	50% (1)	-% (0)
Other CCGs	4	75% (3)	-% (0)
Upper tier/unitary local authorities	2	100% (2)	-% (0)
Wider stakeholders	2	-% (0)	-% (0)

## CCG comparisons

Percentage of stakeholders saying strongly agree / tend to agree

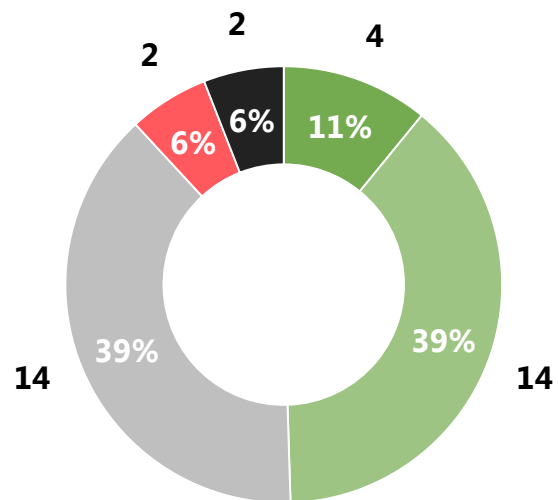


Nottingham North and East CCG

# To what extent do you agree or disagree with the following statements about the clinical leadership of the CCG...?

The clinical leadership of the CCG is delivering continued quality improvements

## All stakeholders



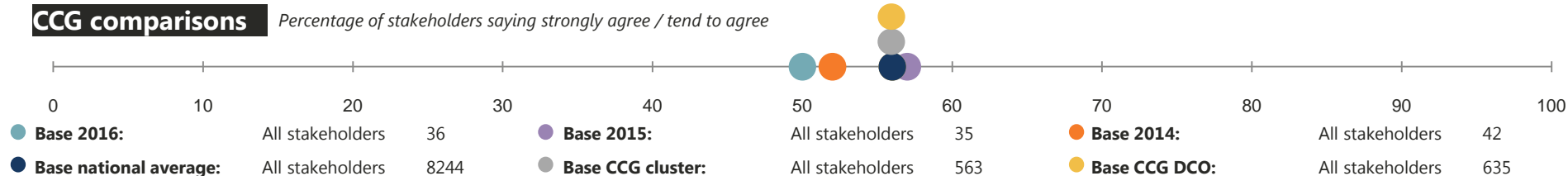
■ Strongly agree  
■ Neither agree nor disagree  
■ Strongly disagree  
■ Tend to agree  
■ Don't know

## By stakeholder group

Stakeholder group	Base	Strongly / Tend to agree	Strongly / Tend to disagree
GP member practices	16	50% (8)	6% (1)
Health and wellbeing boards	2	50% (1)	-% (0)
Local Healthwatch/patient groups	8	50% (4)	13% (1)
NHS providers	2	50% (1)	-% (0)
Other CCGs	4	50% (2)	-% (0)
Upper tier/unitary local authorities	2	100% (2)	-% (0)
Wider stakeholders	2	-% (0)	-% (0)

## CCG comparisons

Percentage of stakeholders saying strongly agree / tend to agree



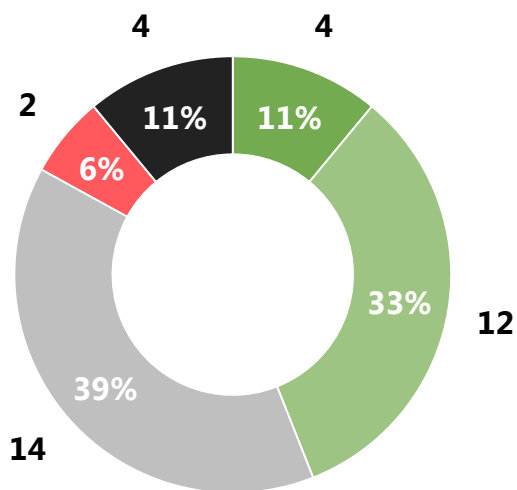
Nottingham North and East CCG



# To what extent do you agree or disagree with the following statements about the clinical leadership of the CCG...?

The clinical leadership of the CCG is delivering continued improvements to reduce local health inequalities

## All stakeholders



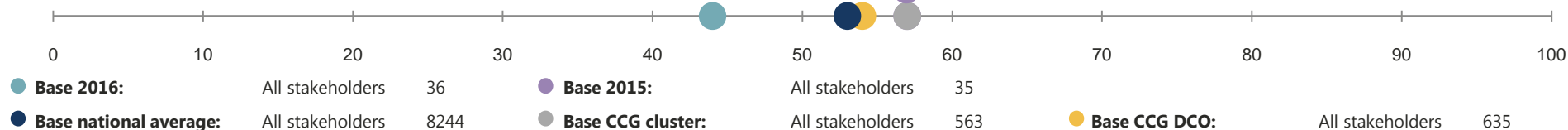
■ Strongly agree      ■ Tend to agree  
■ Neither agree nor disagree      ■ Tend to disagree  
■ Strongly disagree      ■ Don't know

## By stakeholder group

Stakeholder group	Base	Strongly / Tend to agree	Strongly / Tend to disagree
GP member practices	16	44% (7)	6% (1)
Health and wellbeing boards	2	100% (2)	-% (0)
Local Healthwatch/patient groups	8	25% (2)	13% (1)
NHS providers	2	50% (1)	-% (0)
Other CCGs	4	50% (2)	-% (0)
Upper tier/unitary local authorities	2	100% (2)	-% (0)
Wider stakeholders	2	-% (0)	-% (0)

## CCG comparisons

Percentage of stakeholders saying strongly agree / tend to agree

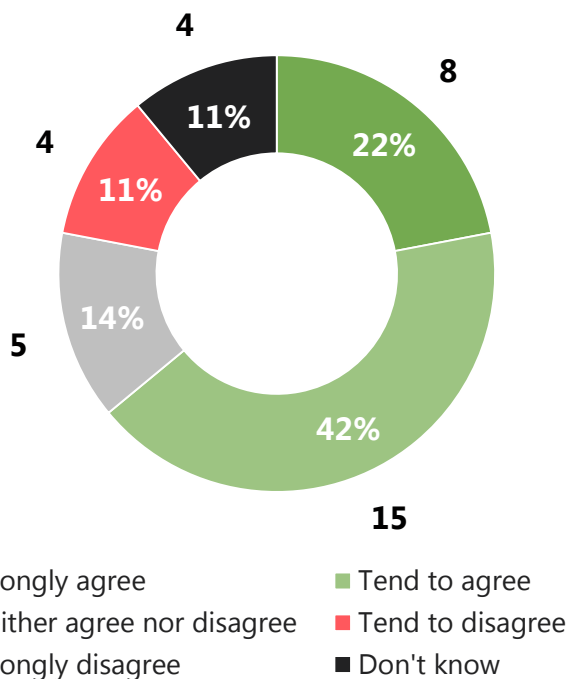


Nottingham North and East CCG

# To what extent do you agree or disagree with the following statements about the way in which the CCG monitors and reviews the quality of commissioned services...?

I have confidence that the CCG effectively monitors the quality of the services it commissions

## All stakeholders

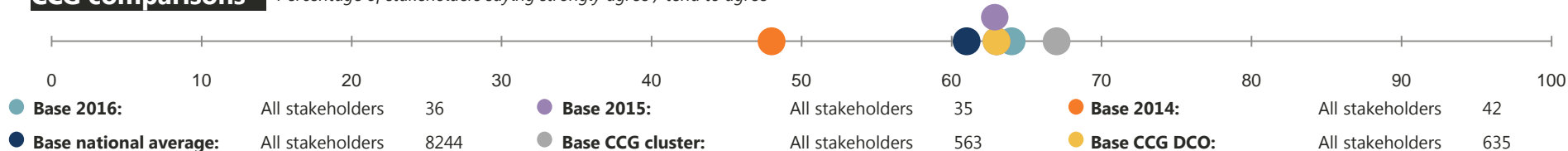


## By stakeholder group

Stakeholder group	Base	Strongly / Tend to agree	Strongly / Tend to disagree
GP member practices	16	56% (9)	19% (3)
Health and wellbeing boards	2	100% (2)	-% (0)
Local Healthwatch/patient groups	8	63% (5)	13% (1)
NHS providers	2	100% (2)	-% (0)
Other CCGs	4	75% (3)	-% (0)
Upper tier/unitary local authorities	2	100% (2)	-% (0)
Wider stakeholders	2	-% (0)	-% (0)

## CCG comparisons

Percentage of stakeholders saying strongly agree / tend to agree

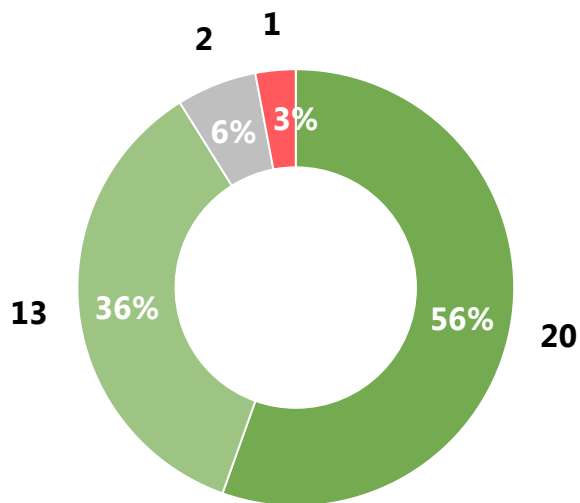


Nottingham North and East CCG

# To what extent do you agree or disagree with the following statements about the way in which the CCG monitors and reviews the quality of commissioned services...?

If I had concerns about the quality of local services I would feel able to raise my concerns with the CCG

## All stakeholders



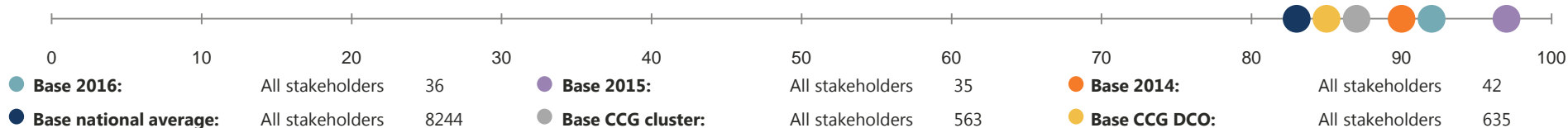
■ Strongly agree  
■ Tend to agree  
■ Neither agree nor disagree  
■ Strongly disagree  
■ Don't know

## By stakeholder group

Stakeholder group	Base	Strongly / Tend to agree	Strongly / Tend to disagree
GP member practices	16	81% (13)	6% (1)
Health and wellbeing boards	2	100% (2)	-% (0)
Local Healthwatch/patient groups	8	100% (8)	-% (0)
NHS providers	2	100% (2)	-% (0)
Other CCGs	4	100% (4)	-% (0)
Upper tier/unitary local authorities	2	100% (2)	-% (0)
Wider stakeholders	2	100% (2)	-% (0)

## CCG comparisons

Percentage of stakeholders saying strongly agree / tend to agree

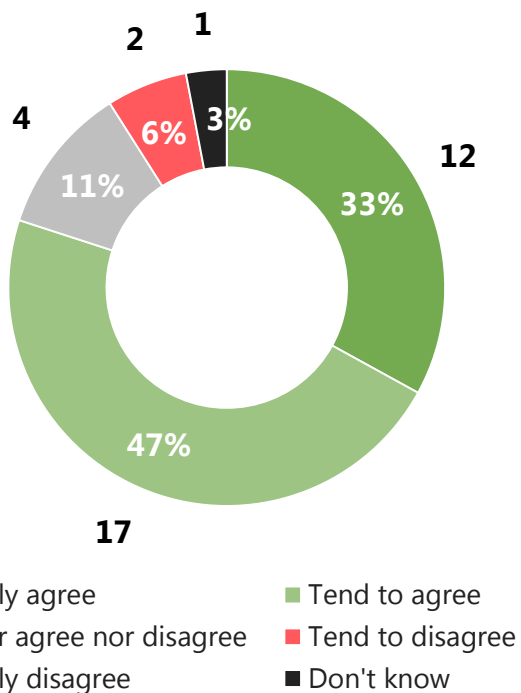


Nottingham North and East CCG

# To what extent do you agree or disagree with the following statements about the way in which the CCG monitors and reviews the quality of commissioned services...?

I have confidence in the CCG to act on feedback it receives about the quality of services

## All stakeholders

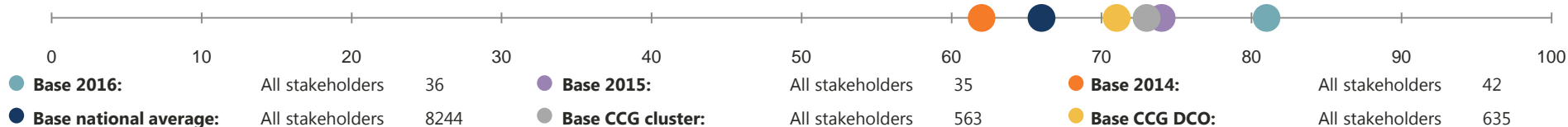


## By stakeholder group

Stakeholder group	Base	Strongly / Tend to agree	Strongly / Tend to disagree
GP member practices	16	69% (11)	13% (2)
Health and wellbeing boards	2	100% (2)	-% (0)
Local Healthwatch/patient groups	8	100% (8)	-% (0)
NHS providers	2	100% (2)	-% (0)
Other CCGs	4	100% (4)	-% (0)
Upper tier/unitary local authorities	2	100% (2)	-% (0)
Wider stakeholders	2	-% (0)	-% (0)

## CCG comparisons

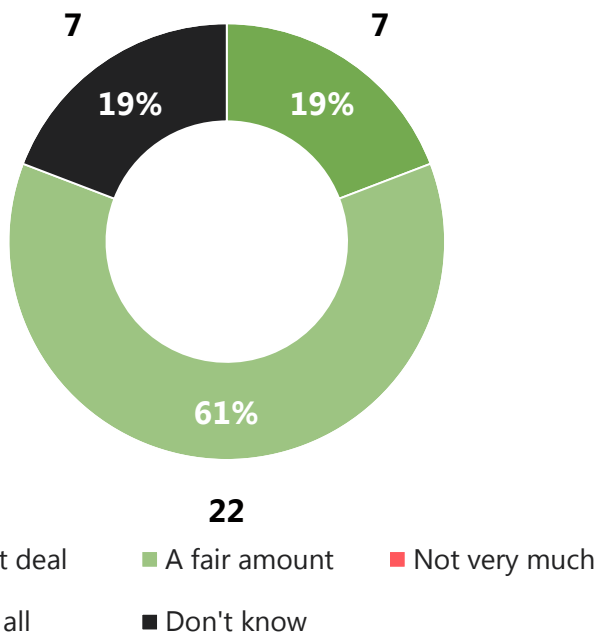
Percentage of stakeholders saying strongly agree / tend to agree



Nottingham North and East CCG

Please now think about discussions that take place about the wider health economy in your area, through local groups. This may include groups such as the Quality Surveillance Group, Urgent Care Working Group, Council for Voluntary Services, Strategic Clinical Networks, Clinical Senate Assemblies, clinical or non-clinical networks, forums and any other relevant local groups. To what extent, if at all, would you say the CCG has contributed to wider discussions through these groups?

### All stakeholders

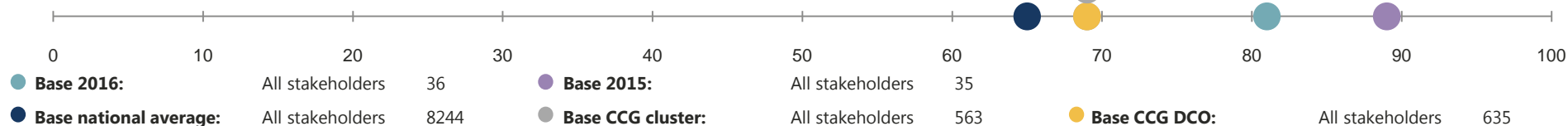


### By stakeholder group

Stakeholder group	Base	Great deal / Fair amount	Not very much / Not at all
GP member practices	16	75% (12)	-% (0)
Health and wellbeing boards	2	100% (2)	-% (0)
Local Healthwatch/patient groups	8	88% (7)	-% (0)
NHS providers	2	100% (2)	-% (0)
Other CCGs	4	100% (4)	-% (0)
Upper tier/unitary local authorities	2	100% (2)	-% (0)
Wider stakeholders	2	-% (0)	-% (0)

### CCG comparisons

Percentage of stakeholders saying a great deal / fair amount

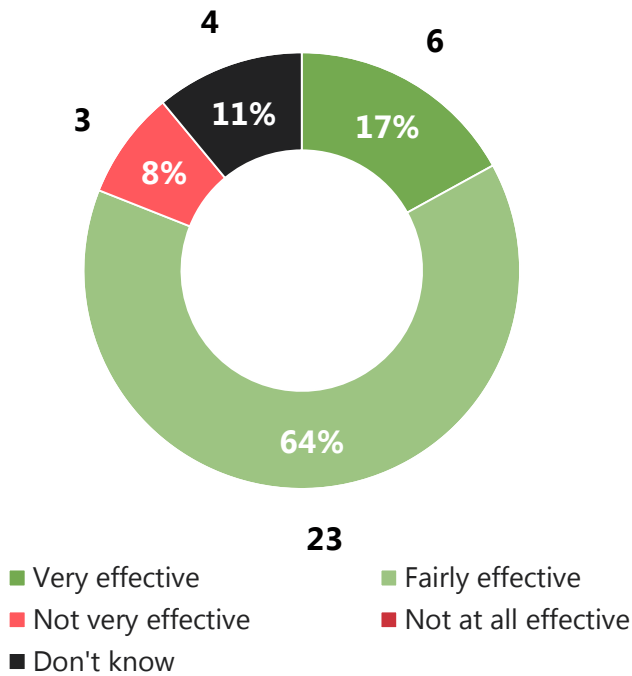


Nottingham North and East CCG

# How effective, if at all, do you feel the CCG is as a local system leader?

By 'local system leader' we mean that the CCG works proactively and constructively with the other partners in its local economy, prioritising tasks-in-common over formal organisational boundaries, to seek the best health and wellbeing outcomes for its population.

## All stakeholders

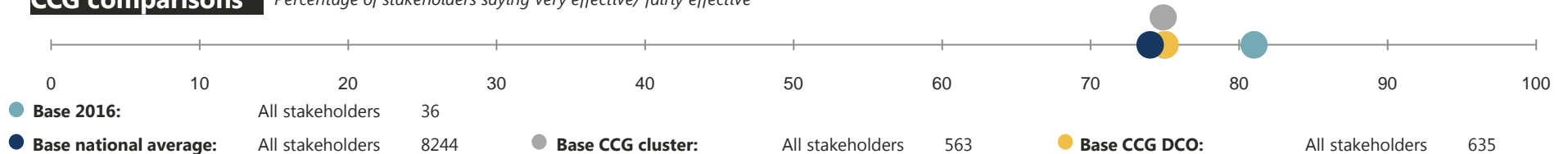


## By stakeholder group

Stakeholder group	Base	Very / Fairly effective	Not very / Not at all effective
GP member practices	16	88% (14)	6% (1)
Health and wellbeing boards	2	100% (2)	-% (0)
Local Healthwatch/patient groups	8	75% (6)	13% (1)
NHS providers	2	50% (1)	50% (1)
Other CCGs	4	100% (4)	-% (0)
Upper tier/unitary local authorities	2	100% (2)	-% (0)
Wider stakeholders	2	-% (0)	-% (0)

## CCG comparisons

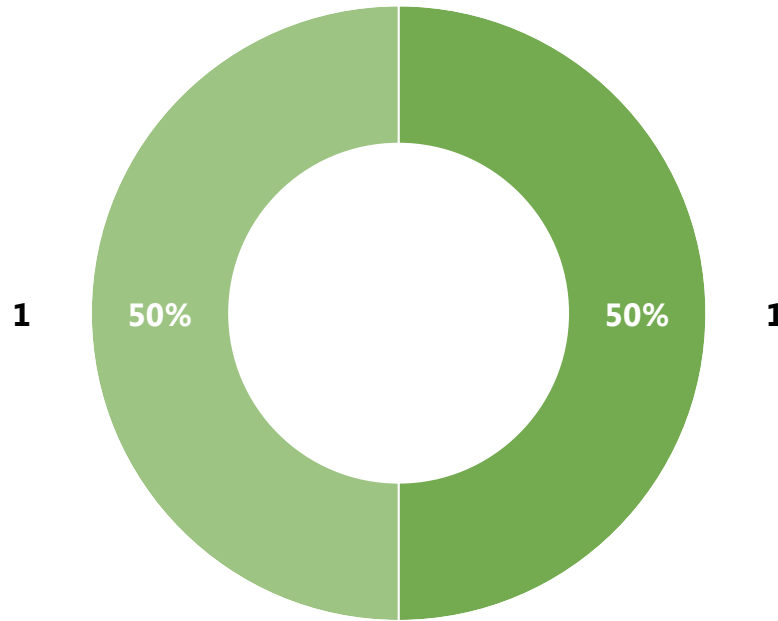
Percentage of stakeholders saying very effective/ fairly effective



Nottingham North and East CCG

# How effective, if at all, has the CCG been as part of the Local Safeguarding Children Board?

All upper tier / unitary local authority stakeholders



■ Very effective ■ Fairly effective ■ Not very effective ■ Not at all effective ■ Don't know

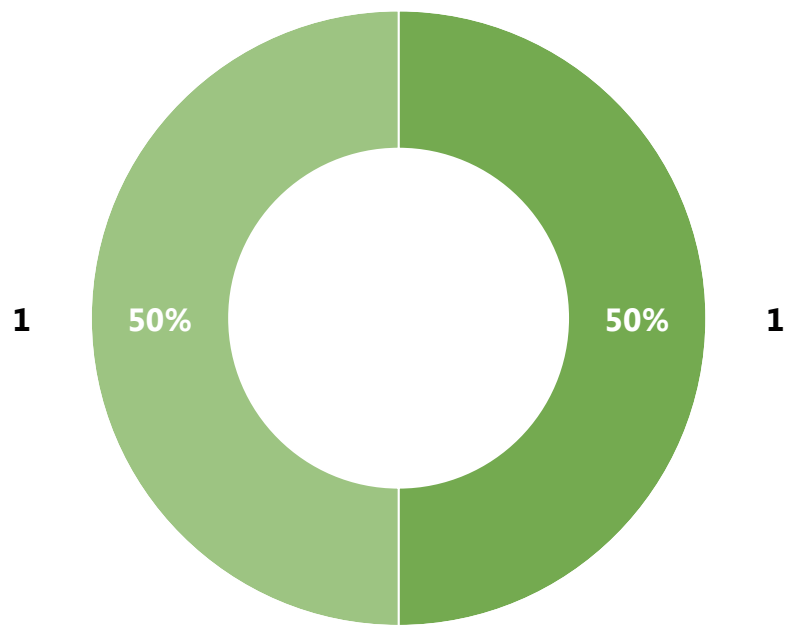
Total responses : All upper tier / unitary local authority stakeholders (2)

Nottingham North and East CCG

Fieldwork: 1 March - 4 April 2016

# How effective, if at all, has the CCG been as part of the Safeguarding Adults Board?

All upper tier / unitary local authority stakeholders



■ Very effective ■ Fairly effective ■ Not very effective ■ Not at all effective ■ Don't know

Total responses : All upper tier / unitary local authority stakeholders (2)

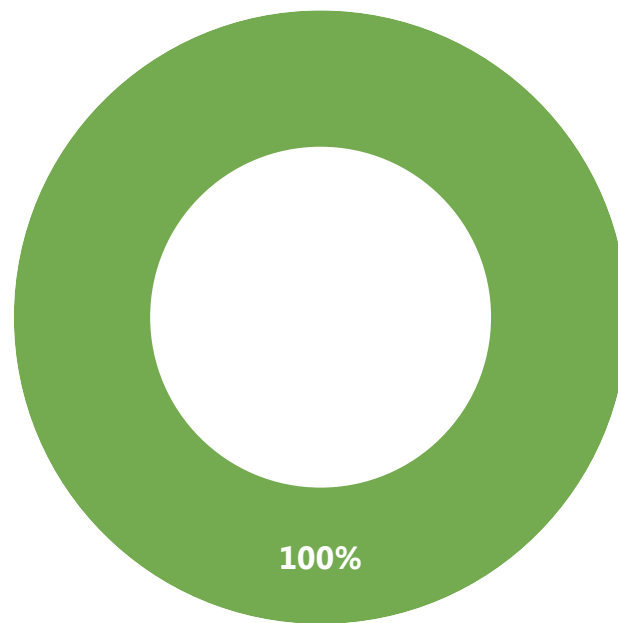
Nottingham North and East CCG

Fieldwork: 1 March - 4 April 2016



# How active, if at all, would you say the CCG is as a member of the health and wellbeing board?

All Health and wellbeing board stakeholders



2

■ Very active   ■ Fairly active   ■ Not very active   ■ Not at all active   ■ Don't know

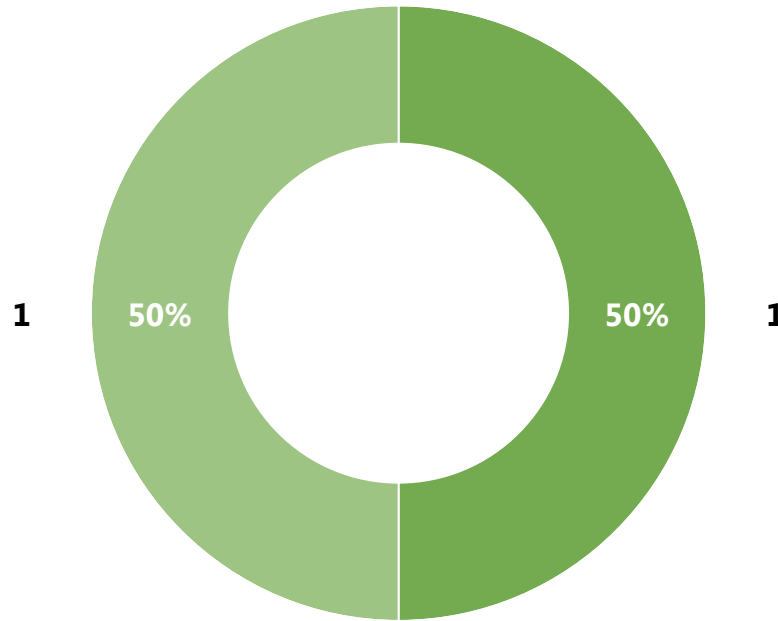
Total responses : All health and wellbeing board stakeholders (2)

Nottingham North and East CCG

Fieldwork: 1 March - 4 April 2016

# How active, if at all, would you say the CCG has been in developing your Joint Health and Wellbeing Strategy?

All Health and wellbeing board stakeholders



Very active Fairly active Not very active Not at all active Don't know

Total responses : All health and wellbeing board stakeholders (2)

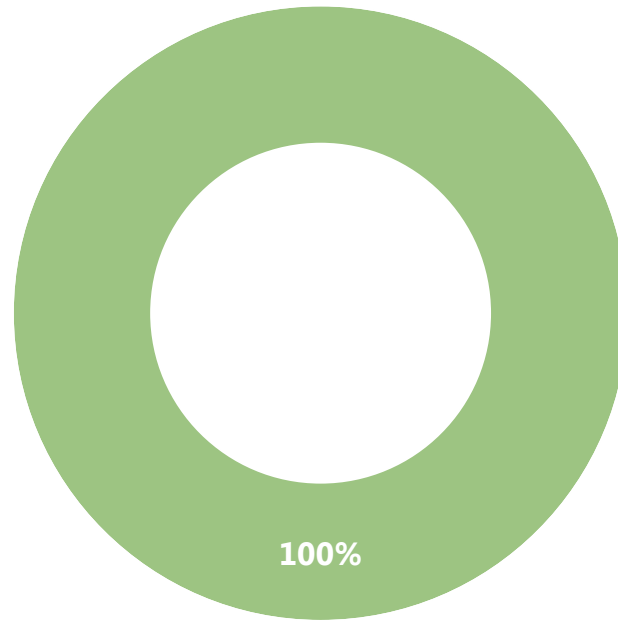
Nottingham North and East CCG

Fieldwork: 1 March - 4 April 2016

# To what extent do you agree or disagree with each of the following statements...?

The CCG has been actively involved in the Joint Strategic Needs Assessment

All Health and wellbeing board stakeholders



2

■ Strongly agree ■ Tend to agree ■ Neither agree nor disagree ■ Tend to disagree ■ Strongly disagree ■ Too early to say ■ Don't know

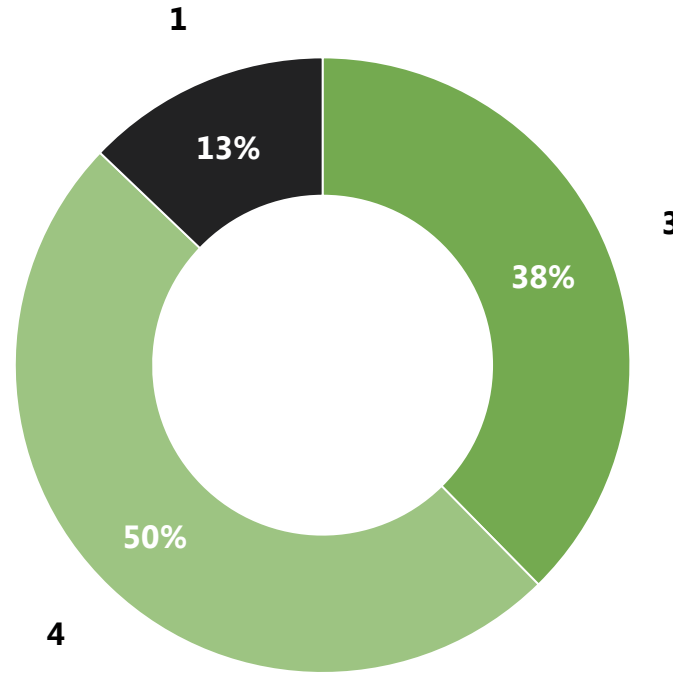
Total responses : All health and wellbeing board stakeholders (2)

Nottingham North and East CCG

Fieldwork: 1 March - 4 April 2016

# How satisfied or dissatisfied are you with the steps taken by the CCG to engage with patients and the public?

All Healthwatch and patient group stakeholders



■ Very satisfied   ■ Fairly satisfied   ■ Neither satisfied nor dissatisfied   ■ Fairly dissatisfied   ■ Very dissatisfied   ■ Don't know

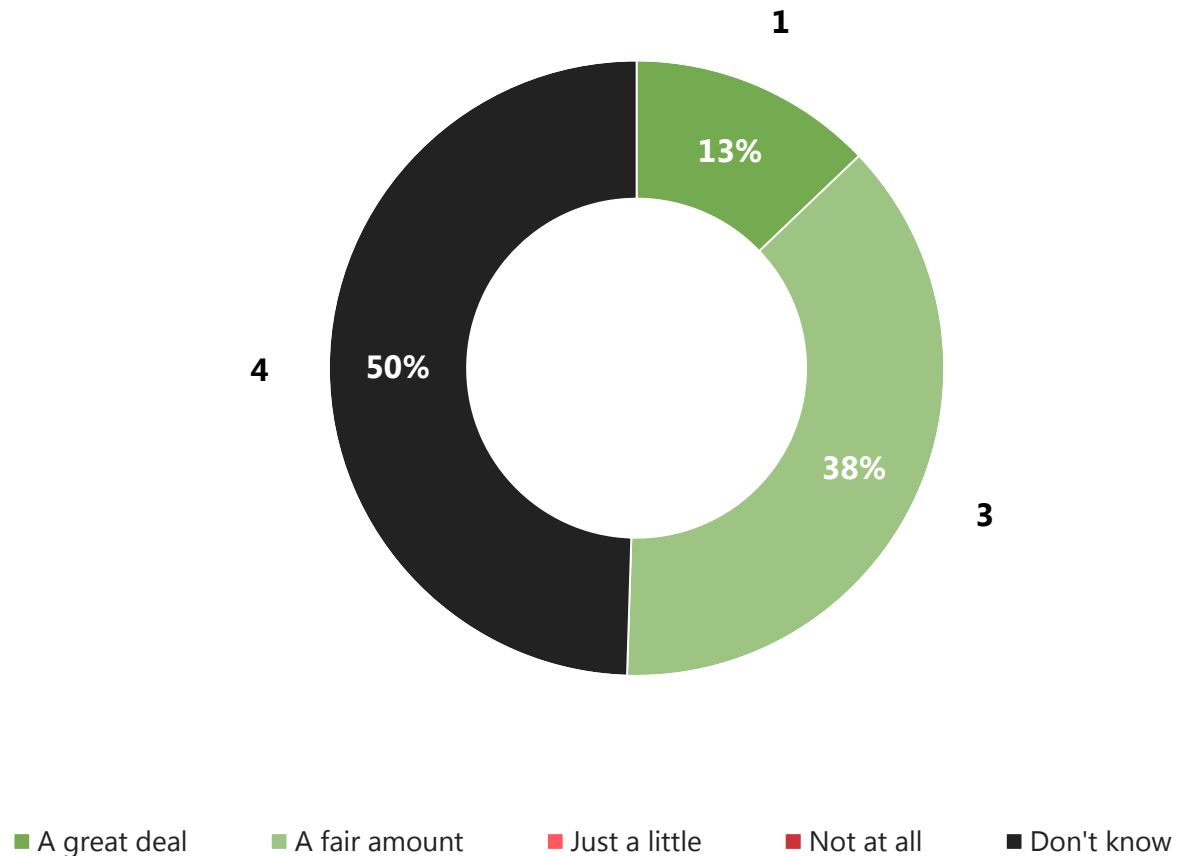
Total responses : All Healthwatch and patient group stakeholders (8)

Nottingham North and East CCG

Fieldwork: 1 March - 4 April 2016

# To what extent, if at all, do you feel that the CCG has engaged with seldom heard groups?

All Healthwatch and patient group stakeholders



Total responses : All Healthwatch and patient group stakeholders (8)

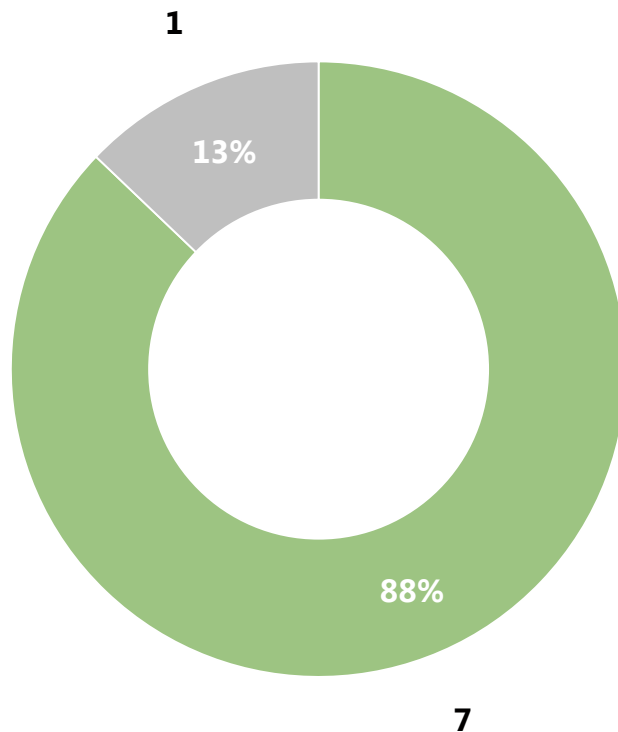
Nottingham North and East CCG

Fieldwork: 1 March - 4 April 2016

# To what extent do you agree or disagree with the following statements...?

The CCG's commissioning decisions are open and transparent so patients and the public are able to understand how decisions have been made if they want to

All Healthwatch and patient group stakeholders



■ Strongly agree ■ Tend to agree ■ Neither agree nor disagree ■ Tend to disagree ■ Strongly disagree ■ Don't know

Total responses : All Healthwatch and patient group stakeholders (8)

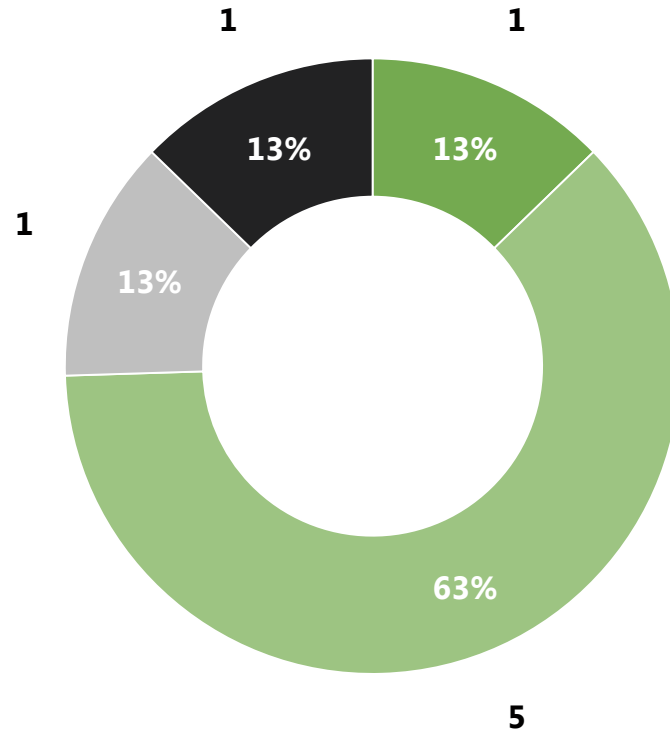
Nottingham North and East CCG

Fieldwork: 1 March - 4 April 2016

# To what extent do you agree or disagree with the following statements...?

Patients and the public have the opportunity to input into the CCG's commissioning decisions

All Healthwatch and patient group stakeholders



Strongly agree   Tend to agree   Neither agree nor disagree   Tend to disagree   Strongly disagree   Don't know

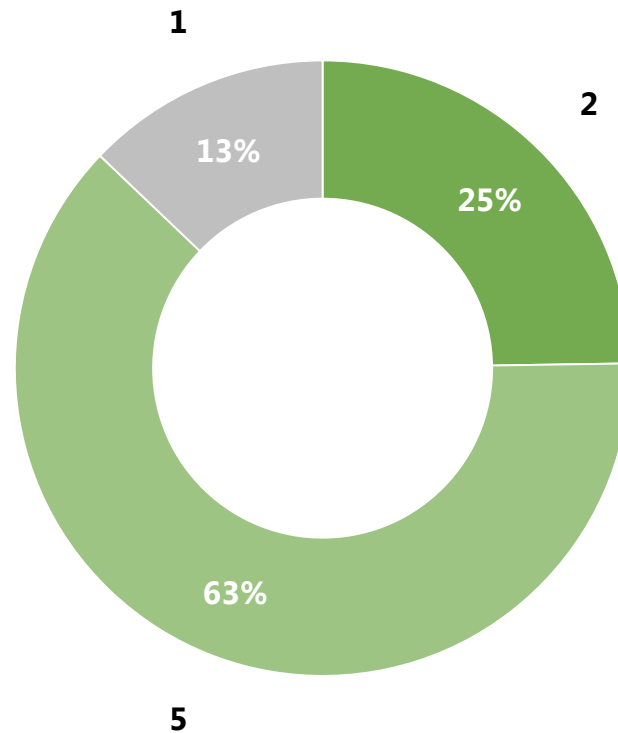
Total responses : All Healthwatch and patient group stakeholders (8)

Nottingham North and East CCG

Fieldwork: 1 March - 4 April 2016

# To what extent do you agree or disagree that the CCG listens to and acts on any concerns, complaints or issues that are raised?

## All Healthwatch and patient group stakeholders



■ Strongly agree ■ Tend to agree ■ Neither agree nor disagree ■ Tend to disagree ■ Strongly disagree ■ Don't know

Total responses : All Healthwatch and patient group stakeholders (8)

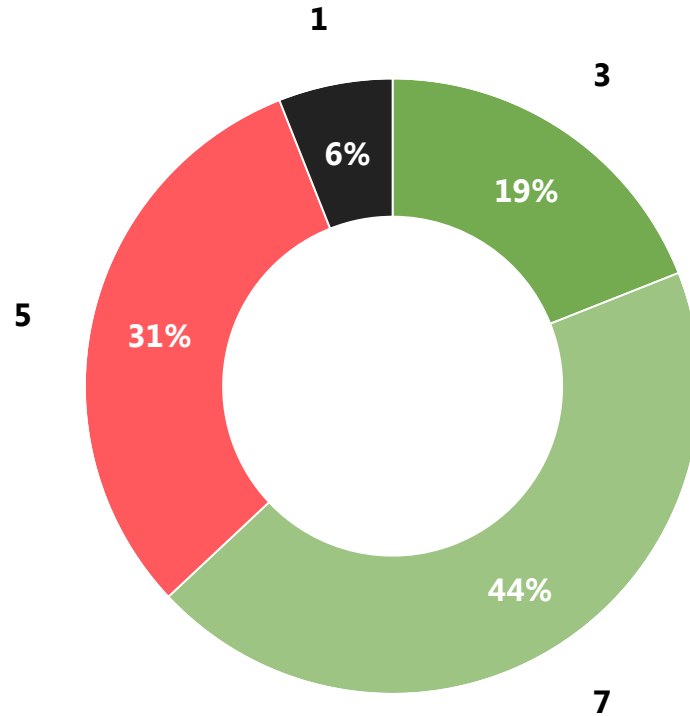
Nottingham North and East CCG

Fieldwork: 1 March - 4 April 2016



# How effective, if at all, would you say the arrangements are for member participation in decision-making in your CCG?

## All member practices



<b>63%</b> <b>(10)</b>	Very / Fairly effective <b>2016</b>
<b>82% (9)</b>	Very / Fairly effective <b>2015</b>
<b>82%</b> <b>(14)</b>	Very / Fairly effective <b>2014</b>

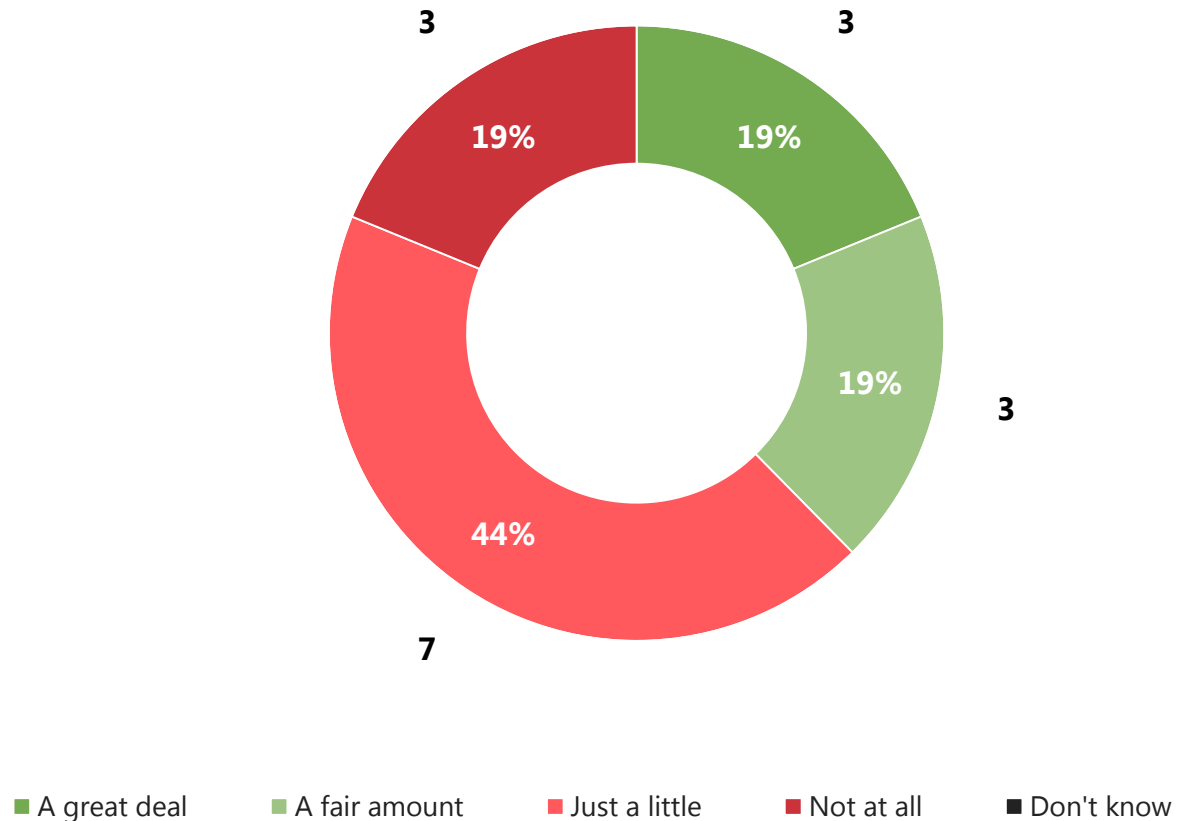
■ Very effective   
 ■ Fairly effective   
 ■ Not very effective   
 ■ Not at all effective   
 ■ Don't know

Please note, in 2014 and 2015 the question read: 'How effective, if at all, would you say the arrangements are for member participation and decision making?'

Total responses : All member practices (2016: 16); (2015: 11); (2014: 17)

# To what extent, if at all, do you feel able to influence the CCG's decision-making process?

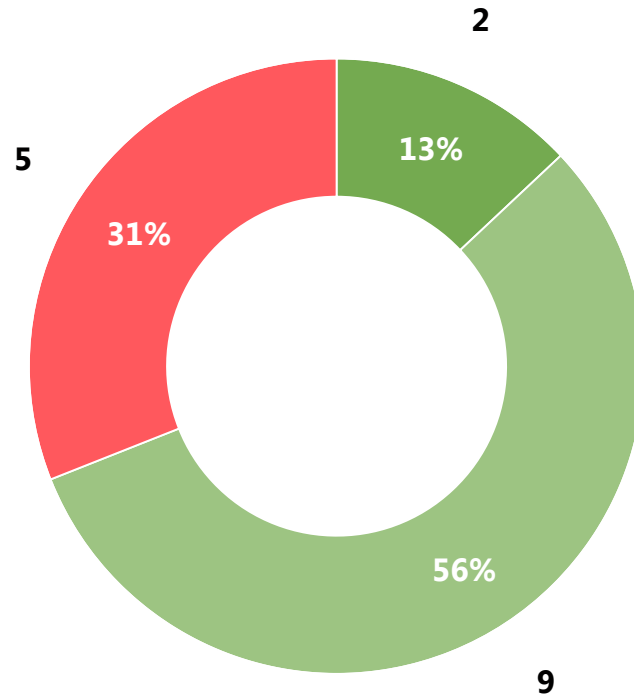
## All member practices



Total responses : All member practices (16)  
Nottingham North and East CCG  
Fieldwork: 1 March - 4 April 2016

# How confident are you, if at all, in the systems to sustain two-way accountability between your CCG and its member practices in the CCG?

## All member practices



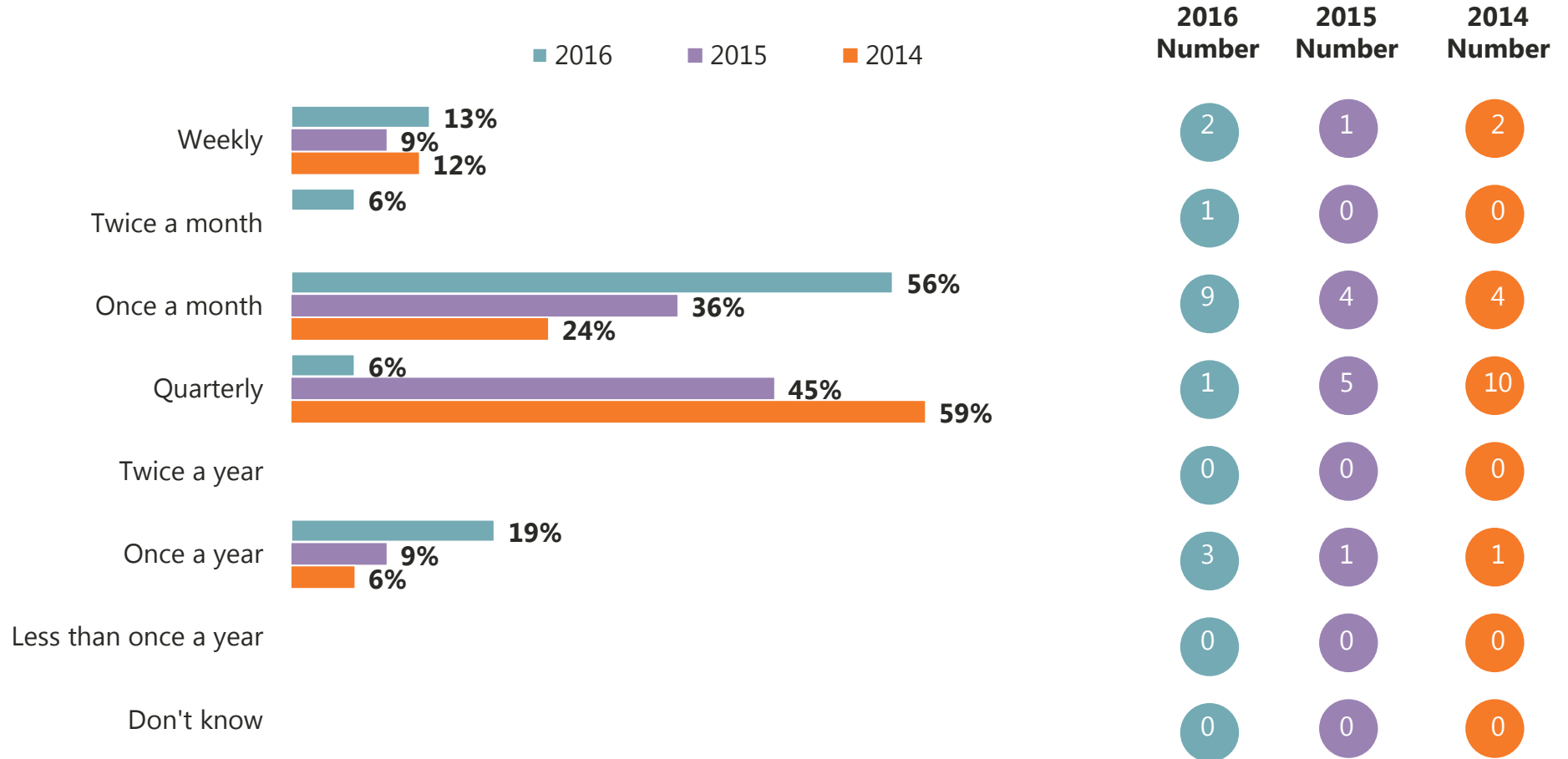
<b>69%</b> <b>(11)</b>	Very / Fairly confident <b>2016</b>
<b>55%</b> <b>(6)</b>	Very / Fairly confident <b>2015</b>
<b>53%</b> <b>(9)</b>	Very / Fairly confident <b>2014</b>

■ Very confident  
 ■ Fairly confident  
 ■ Not very confident  
 ■ Not at all confident  
 ■ Don't know

Total responses : All member practices (2016: 16); (2015: 11); (2014: 17)

# Approximately how often, if at all, do you have the opportunity for direct discussions with your CCG's leaders?

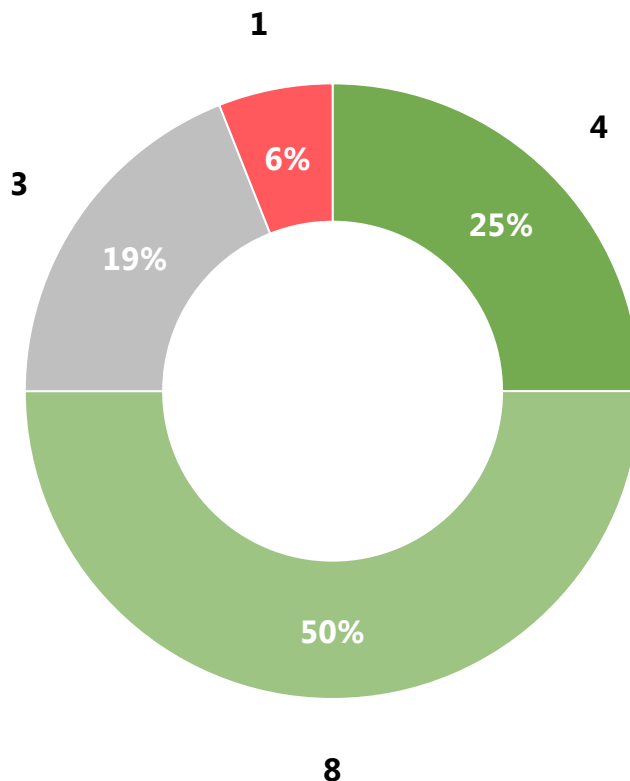
## All member practices



Total responses : All member practices (2016: 16); (2015: 11); (2014: 17)

# To what extent do you agree or disagree that representatives from member practices are able to take a leadership role within the CCG if they want to?

## All member practices



<b>75%</b> <b>(12)</b>	Strongly / Tend to agree <b>2016</b>
<b>82%</b> <b>(9)</b>	Strongly / Tend to agree <b>2015</b>
<b>59%</b> <b>(10)</b>	Strongly / Tend to agree <b>2014</b>

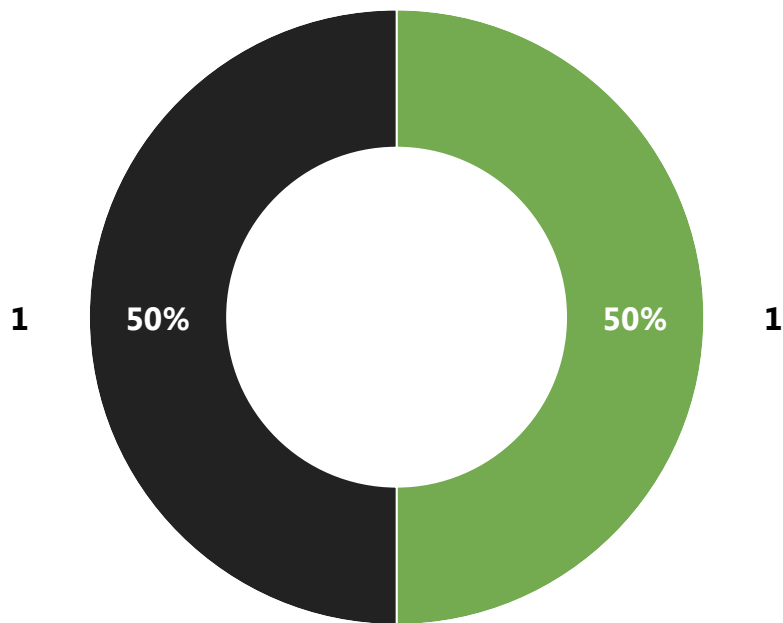
■ Strongly agree   
 ■ Tend to agree   
 ■ Neither agree nor disagree   
 ■ Tend to disagree   
 ■ Strongly disagree   
 ■ Don't know

Total responses : All member practices (2016: 16); (2015: 11); (2014: 17)

# How involved, if at all, would you say clinicians from the CCG are in discussions about...?

## Quality

All NHS providers



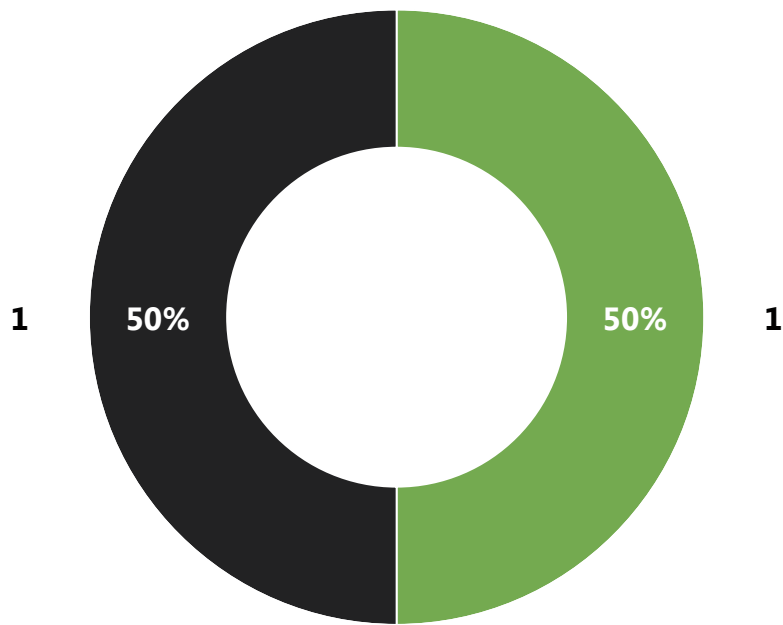
Very involved Fairly involved Not very involved Not at all involved Don't know

Total responses : All NHS providers (2)  
Nottingham North and East CCG  
Fieldwork: 1 March - 4 April 2016

# How involved, if at all, would you say clinicians from the CCG are in discussions about...?

## Service Redesign

All NHS providers

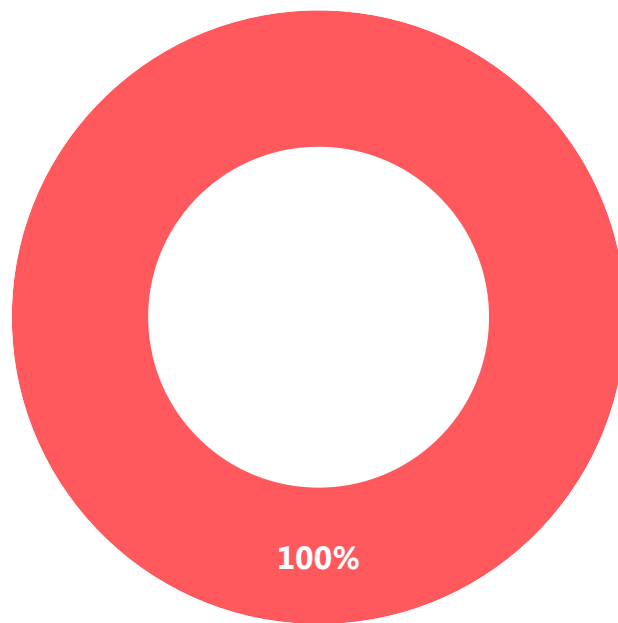


Very involved Fairly involved Not very involved Not at all involved Don't know

Total responses : All NHS providers (2)  
Nottingham North and East CCG  
Fieldwork: 1 March - 4 April 2016

# How well, if at all, would you say the CCG understands the challenges facing your provider organisation?

All NHS providers



2

■ Very well   ■ Fairly well   ■ Not very well   ■ Not at all well   ■ Don't know

Total responses : All NHS providers (2)  
Nottingham North and East CCG  
Fieldwork: 1 March - 4 April 2016



# Component 2: Performance

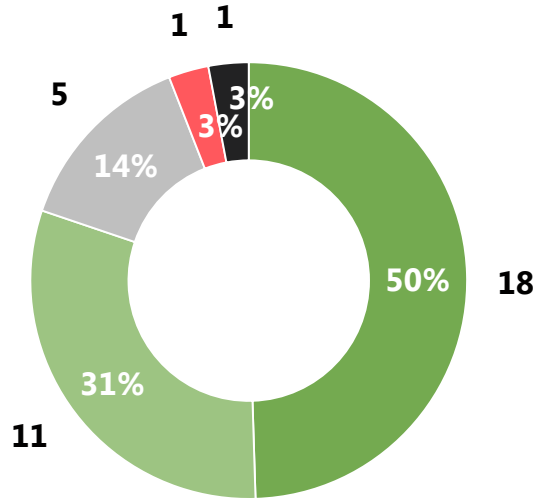


**Ipsos MORI**  
Social Research Institute

# To what extent do you agree or disagree with the following statement...?

## Improving patient outcomes is a core focus of the CCG

### All stakeholders



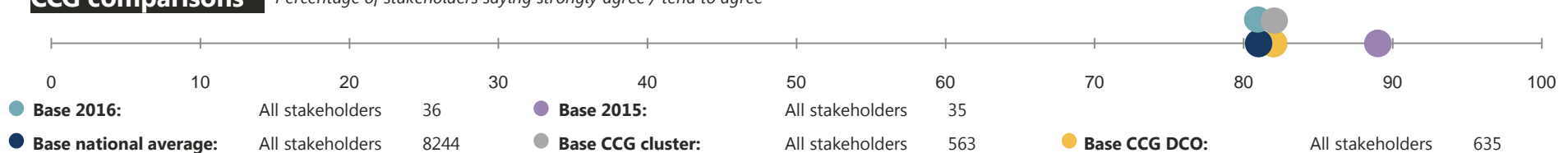
■ Strongly agree  
■ Neither agree nor disagree  
■ Strongly disagree  
■ Tend to agree  
■ Don't know

### By stakeholder group

Stakeholder group	Base	Strongly / Tend to agree	Strongly / Tend to disagree
GP member practices	16	69% (11)	6% (1)
Health and wellbeing boards	2	100% (2)	-% (0)
Local Healthwatch/patient groups	8	100% (8)	-% (0)
NHS providers	2	50% (1)	-% (0)
Other CCGs	4	100% (4)	-% (0)
Upper tier/unitary local authorities	2	100% (2)	-% (0)
Wider stakeholders	2	50% (1)	-% (0)

### CCG comparisons

Percentage of stakeholders saying strongly agree / tend to agree

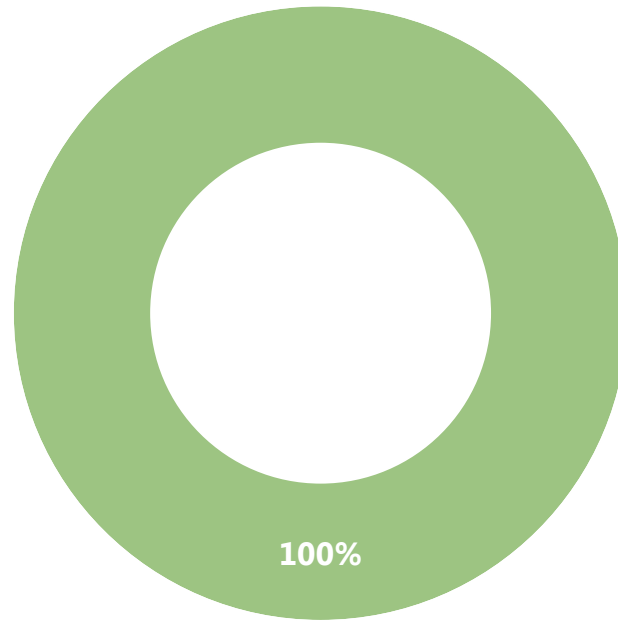


Nottingham North and East CCG

# To what extent do you agree or disagree with each of the following statements...?

The CCG delivers on the elements of the Health and Wellbeing Strategy for which it is responsible

All Health and wellbeing board stakeholders



2

■ Strongly agree ■ Tend to agree ■ Neither agree nor disagree ■ Tend to disagree ■ Strongly disagree ■ Too early to say ■ Don't know

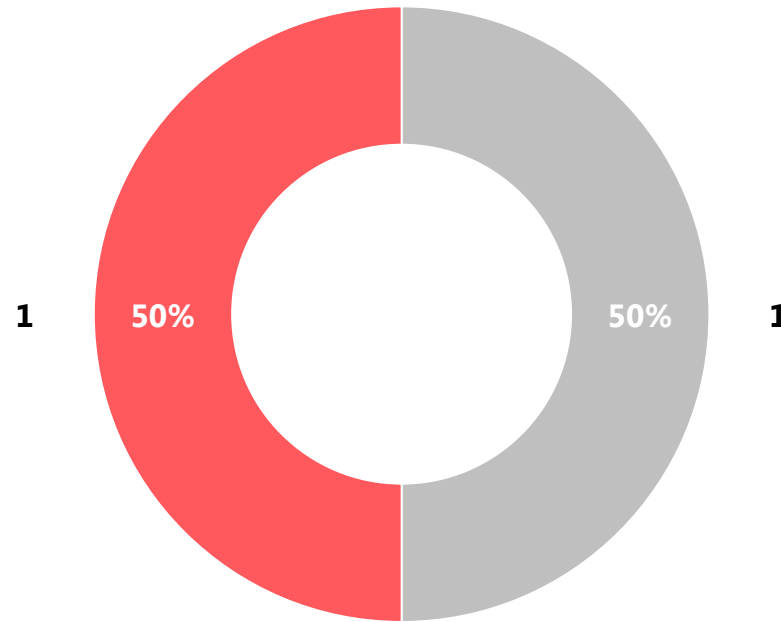
Total responses : All health and wellbeing board stakeholders (2)

Nottingham North and East CCG

Fieldwork: 1 March - 4 April 2016

# To what extent do you agree or disagree that the quality of services is a key focus of your contracts with the CCG?

All NHS providers

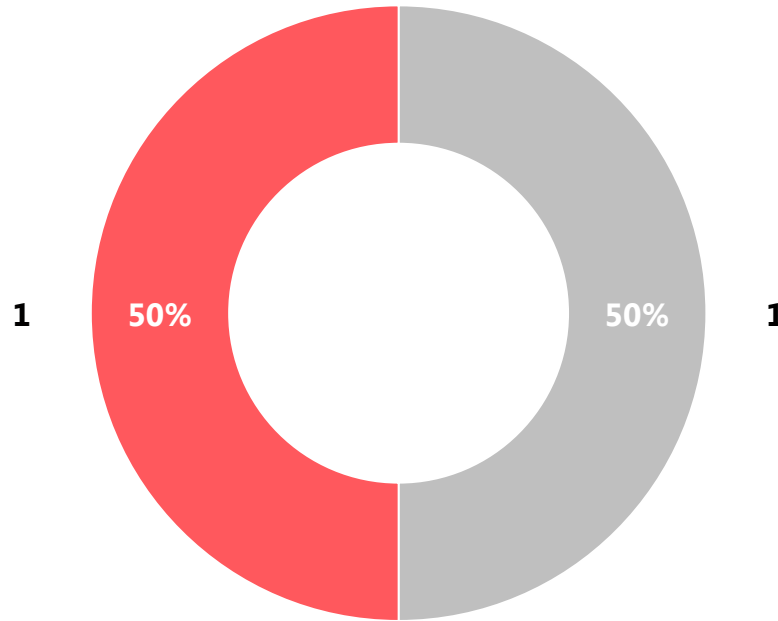


■ Strongly agree ■ Tend to agree ■ Neither agree nor disagree ■ Tend to disagree ■ Strongly disagree ■ Don't know

Total responses : All NHS providers (2)  
Nottingham North and East CCG  
Fieldwork: 1 March - 4 April 2016

# To what extent do you agree or disagree that your contracts with the CCG place enough emphasis on delivering positive patient outcomes?

All NHS providers

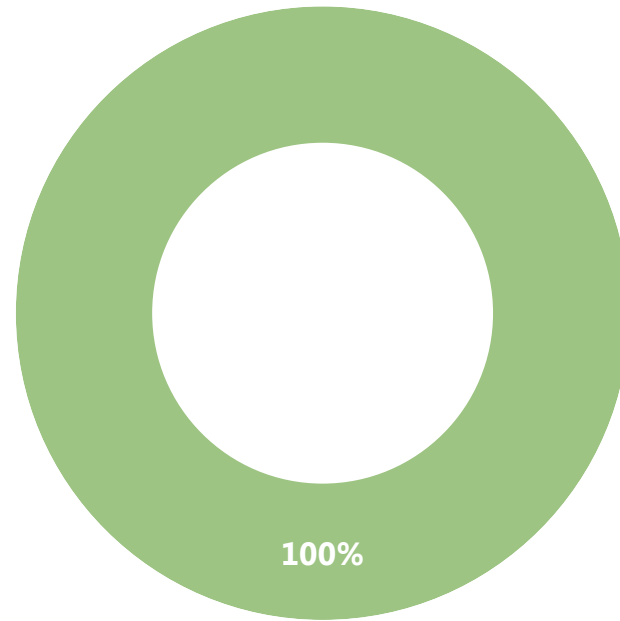


■ Strongly agree ■ Tend to agree ■ Neither agree nor disagree ■ Tend to disagree ■ Strongly disagree ■ Don't know

Total responses : All NHS providers (2)  
Nottingham North and East CCG  
Fieldwork: 1 March - 4 April 2016

# Would you say that the amount of monitoring the CCG carries out on the quality of your services is too much, too little or about right?

All NHS providers



2

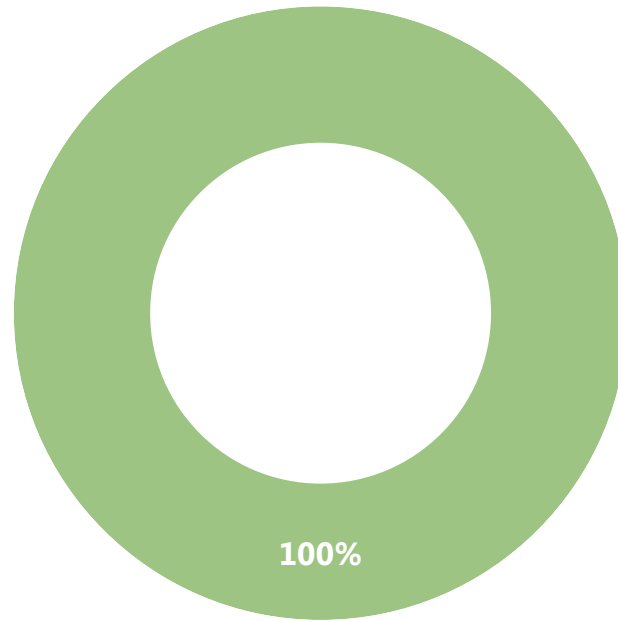
■ Too much    ■ About right    ■ Too little    ■ Don't know

Total responses : All NHS providers (2)  
Nottingham North and East CCG  
Fieldwork: 1 March - 4 April 2016

# To what extent do you agree or disagree with the following statement...?

When there is an issue with the quality of services, the response of the CCG is proportionate and fair

All NHS providers



- Strongly agree
- Neither agree nor disagree
- Strongly disagree
- There has never been an issue with the quality of services

2

- Tend to agree
- Tend to disagree
- Don't know

Total responses : All NHS providers (2)  
Nottingham North and East CCG  
Fieldwork: 1 March - 4 April 2016

# Component 3: Finance



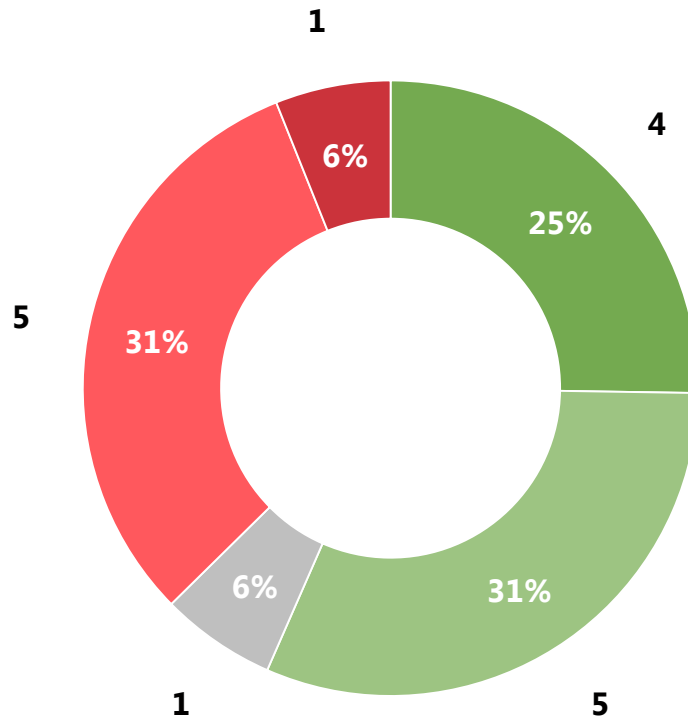
**Ipsos MORI**  
Social Research Institute



# To what extent do you agree or disagree with the following statement...?

I am regularly involved in discussions regarding the management of my CCG's finances

All member practices



56% (9)	Strongly / Tend to agree 2016
64% (7)	Strongly / Tend to agree 2015

■ Strongly agree   
 ■ Tend to agree   
 ■ Neither agree nor disagree   
 ■ Tend to disagree   
 ■ Strongly disagree   
 ■ Don't know

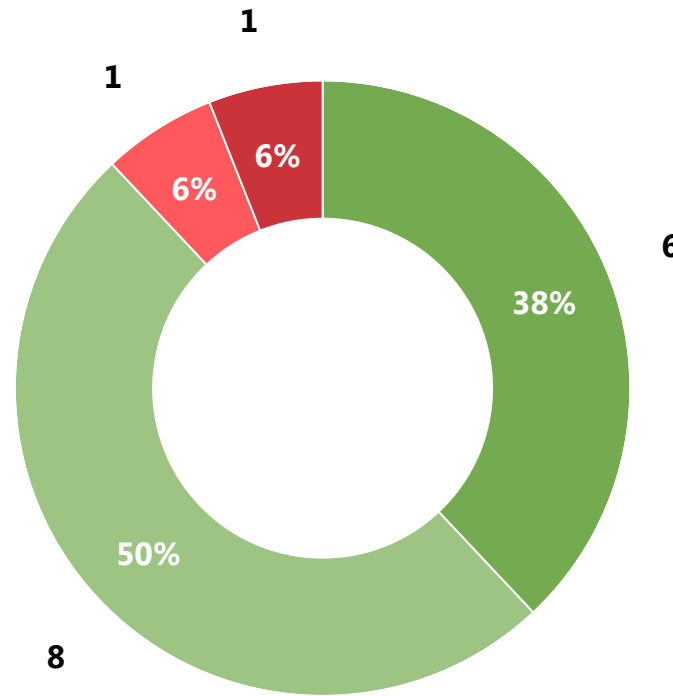
Total responses : All member practices (2016: 16); (2015: 11)

Nottingham North and East CCG

Fieldwork: 1 March - 4 April 2016

# How familiar are you, if at all, with the financial position of your CCG?

## All member practices



<b>88%</b> <b>(14)</b>	Very / Fairly familiar <b>2016</b>
<b>100%</b> <b>(11)</b>	Very / Fairly familiar <b>2015</b>

■ Very familiar   
 ■ Fairly familiar   
 ■ Not very familiar   
 ■ Not at all familiar   
 ■ Don't know

Total responses : All member practices (2016: 16); (2015: 11)

Nottingham North and East CCG

Fieldwork: 1 March - 4 April 2016

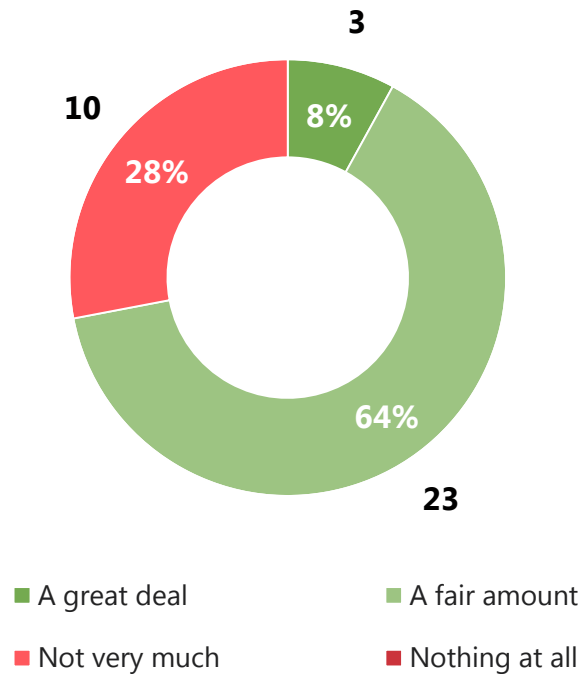
# Component 4: Planning



**Ipsos MORI**  
Social Research Institute

# How much would you say you know about the CCG's plans and priorities?

## All stakeholders

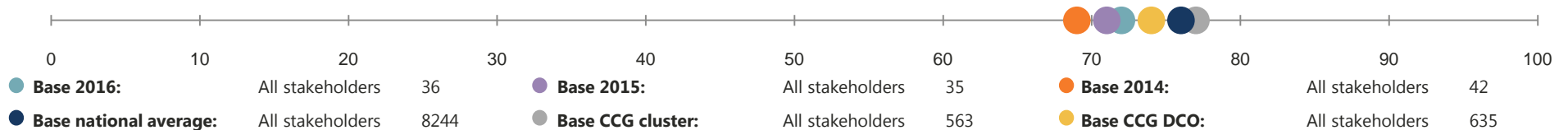


## By stakeholder group

Stakeholder group	Base	Great deal / Fair amount	Not very much / Nothing at all
GP member practices	16	69% (11)	31% (5)
Health and wellbeing boards	2	100% (2)	-% (0)
Local Healthwatch/patient groups	8	88% (7)	13% (1)
NHS providers	2	-% (0)	100% (2)
Other CCGs	4	100% (4)	-% (0)
Upper tier/unitary local authorities	2	100% (2)	-% (0)
Wider stakeholders	2	-% (0)	100% (2)

## CCG comparisons

Percentage of stakeholders saying a great deal / a fair amount

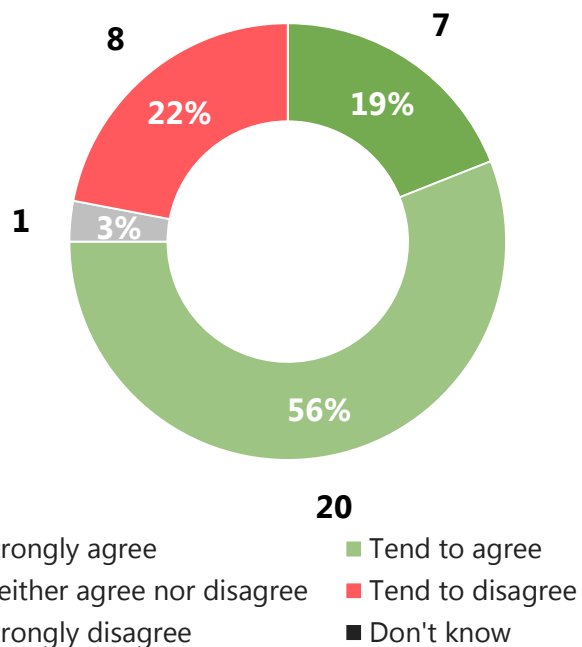


Nottingham North and East CCG

# To what extent do you agree or disagree with each of the following statements about the CCG's plans and priorities...?

## I have been given the opportunity to influence the CCG's plans and priorities

### All stakeholders

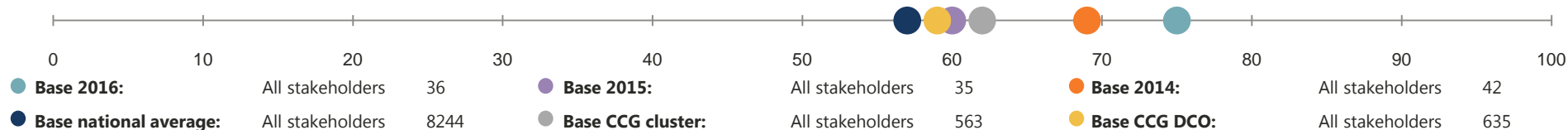


### By stakeholder group

Stakeholder group	Base	Strongly / Tend to agree	Strongly / Tend to disagree
GP member practices	16	75% (12)	25% (4)
Health and wellbeing boards	2	100% (2)	-% (0)
Local Healthwatch/patient groups	8	88% (7)	13% (1)
NHS providers	2	-% (0)	100% (2)
Other CCGs	4	100% (4)	-% (0)
Upper tier/unitary local authorities	2	100% (2)	-% (0)
Wider stakeholders	2	-% (0)	50% (1)

### CCG comparisons

Percentage of stakeholders saying strongly agree / tend to agree

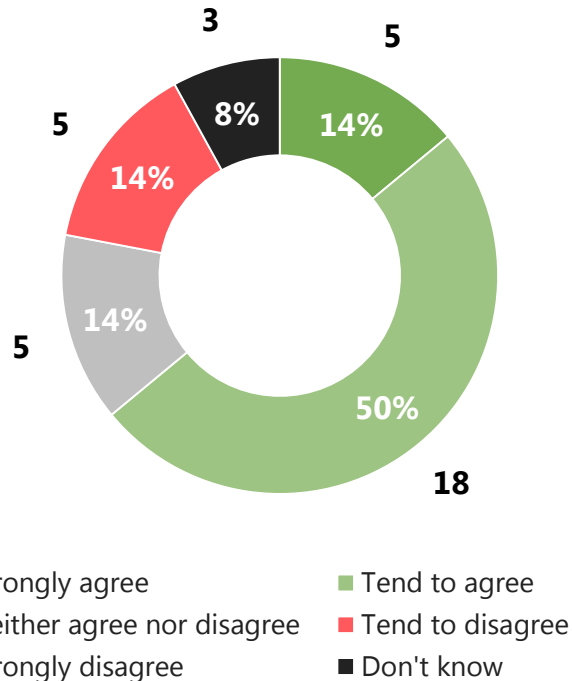


Nottingham North and East CCG

# To what extent do you agree or disagree with each of the following statements about the CCG's plans and priorities...?

When I have commented on the CCG's plans and priorities I feel that my comments have been taken on board

## All stakeholders

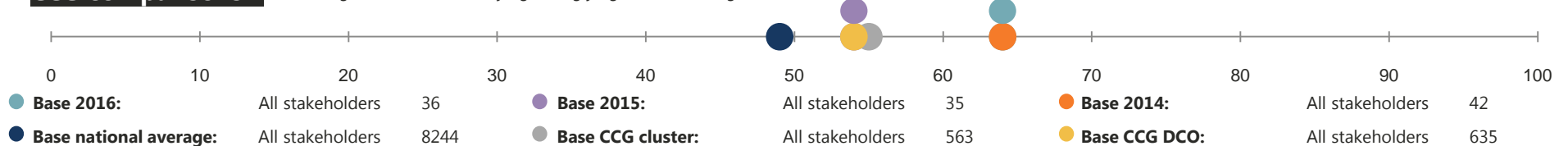


## By stakeholder group

Stakeholder group	Base	Strongly / Tend to agree	Strongly / Tend to disagree
GP member practices	16	69% (11)	19% (3)
Health and wellbeing boards	2	100% (2)	-% (0)
Local Healthwatch/patient groups	8	63% (5)	13% (1)
NHS providers	2	-% (0)	-% (0)
Other CCGs	4	75% (3)	-% (0)
Upper tier/unitary local authorities	2	100% (2)	-% (0)
Wider stakeholders	2	-% (0)	50% (1)

## CCG comparisons

Percentage of stakeholders saying strongly agree / tend to agree

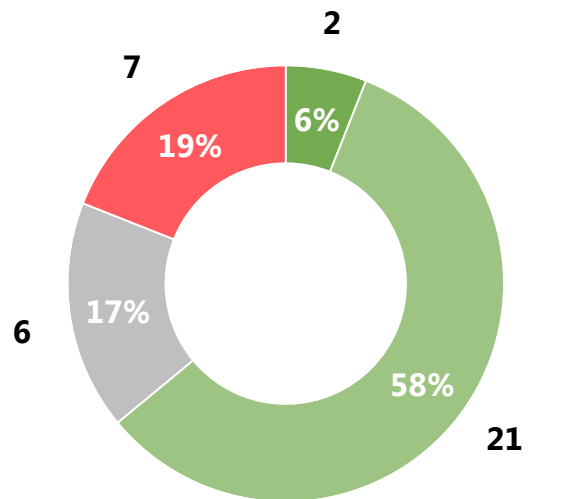


Nottingham North and East CCG

# To what extent do you agree or disagree with each of the following statements about the CCG's plans and priorities...?

The CCG has effectively communicated its plans and priorities to me

## All stakeholders



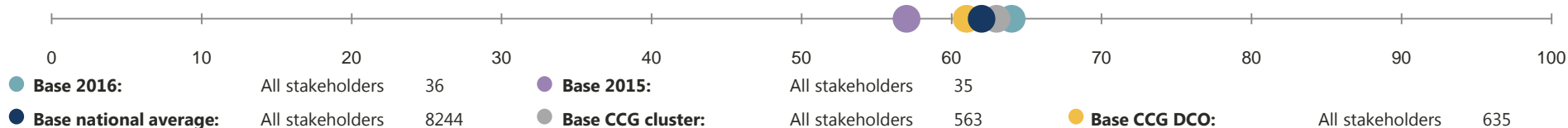
■ Strongly agree  
■ Neither agree nor disagree  
■ Strongly disagree  
■ Don't know  
■ Tend to agree  
■ Tend to disagree  
■ Not applicable

## By stakeholder group

Stakeholder group	Base	Strongly / Tend to agree	Strongly / Tend to disagree
GP member practices	16	63% (10)	25% (4)
Health and wellbeing boards	2	100% (2)	-% (0)
Local Healthwatch/patient groups	8	63% (5)	13% (1)
NHS providers	2	-% (0)	100% (2)
Other CCGs	4	100% (4)	-% (0)
Upper tier/unitary local authorities	2	100% (2)	-% (0)
Wider stakeholders	2	-% (0)	-% (0)

## CCG comparisons

Percentage of stakeholders saying strongly agree / tend to agree

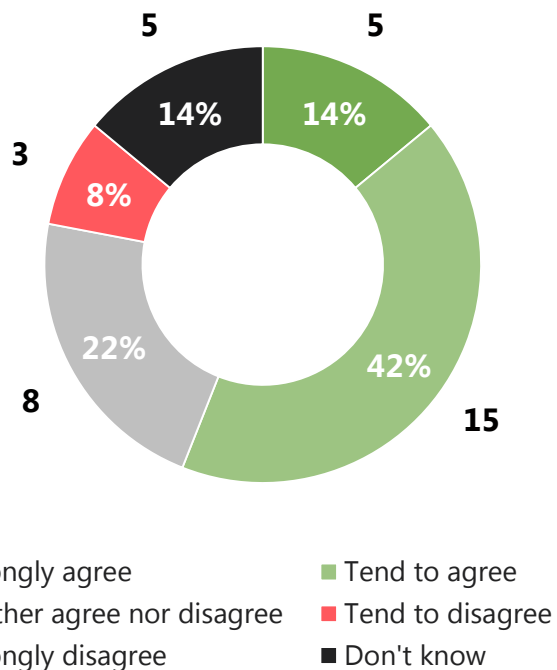


Nottingham North and East CCG

# To what extent do you agree or disagree with each of the following statements about the CCG's plans and priorities...?

## The CCG's plans and priorities are the right ones

### All stakeholders



### By stakeholder group

Stakeholder group	Base	Strongly / Tend to agree	Strongly / Tend to disagree
GP member practices	16	50% (8)	19% (3)
Health and wellbeing boards	2	100% (2)	-% (0)
Local Healthwatch/patient groups	8	50% (4)	-% (0)
NHS providers	2	-% (0)	-% (0)
Other CCGs	4	100% (4)	-% (0)
Upper tier/unitary local authorities	2	100% (2)	-% (0)
Wider stakeholders	2	-% (0)	-% (0)

### CCG comparisons

Percentage of stakeholders saying strongly agree / tend to agree

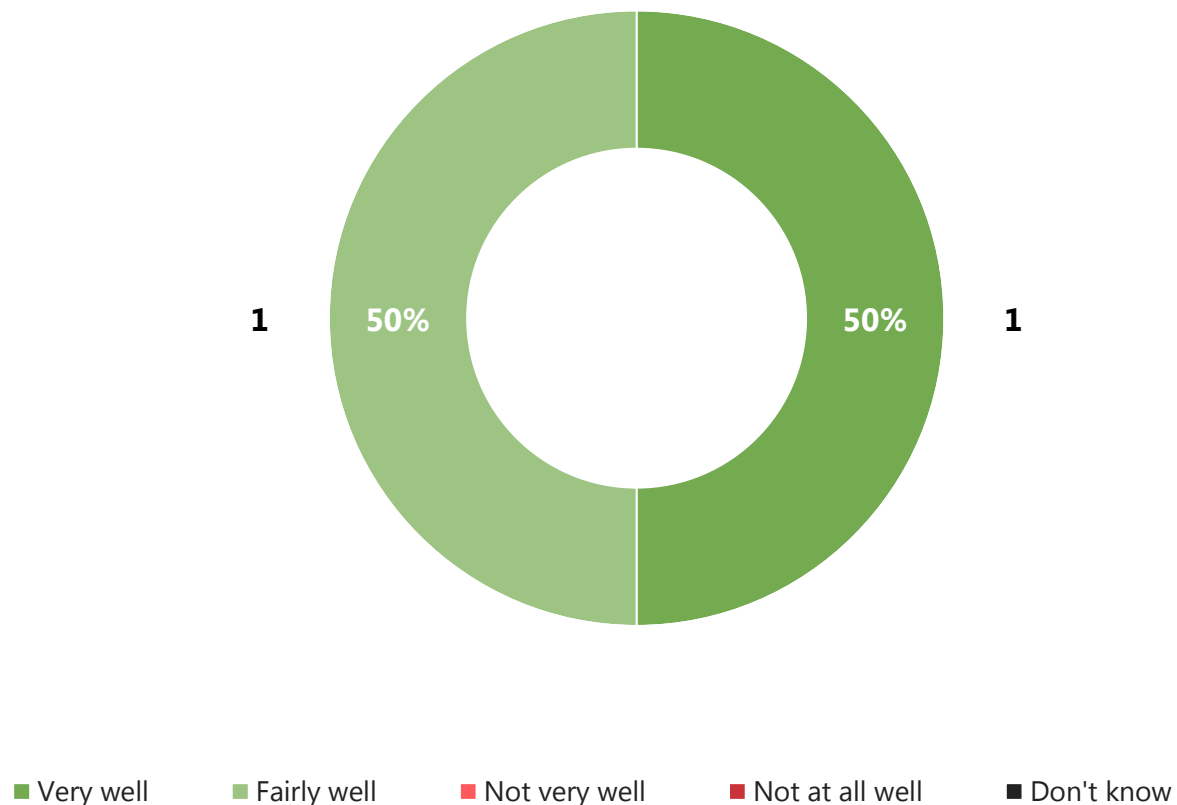


Nottingham North and East CCG



# How well, if at all, would you say the CCG and your local authority are working together to deliver shared plans for integrated commissioning?

All upper tier / unitary local authority stakeholders



Total responses : All upper tier / unitary local authority stakeholders (2)

Nottingham North and East CCG

Fieldwork: 1 March - 4 April 2016

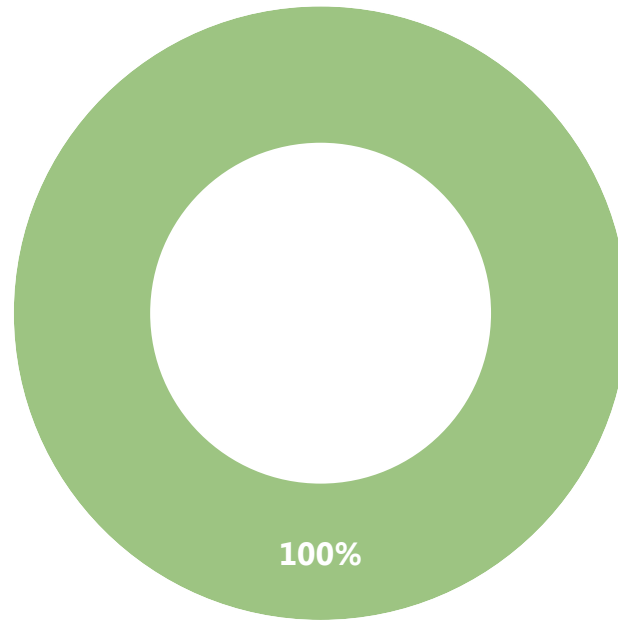


**Ipsos MORI**  
Social Research Institute

# To what extent do you agree or disagree with each of the following statements...?

The CCG involves other members of the Health and wellbeing board in the development of its commissioning plans

All Health and wellbeing board stakeholders



2

■ Strongly agree ■ Tend to agree ■ Neither agree nor disagree ■ Tend to disagree ■ Strongly disagree ■ Too early to say ■ Don't know

Total responses : All health and wellbeing board stakeholders (2)

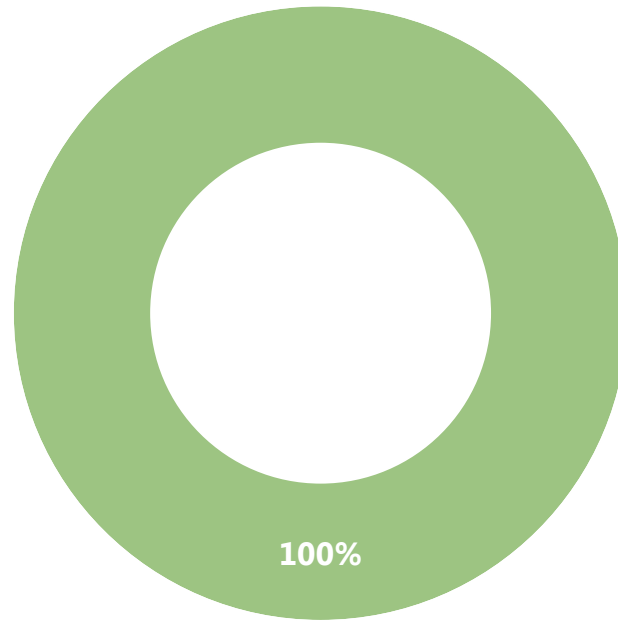
Nottingham North and East CCG

Fieldwork: 1 March - 4 April 2016

# To what extent do you agree or disagree with each of the following statements...?

The CCG supplies necessary information, such as the CCG's plan of how it proposes to exercise its functions, when it is required to do so

All Health and wellbeing board stakeholders



2

■ Strongly agree ■ Tend to agree ■ Neither agree nor disagree ■ Tend to disagree ■ Strongly disagree ■ Too early to say ■ Don't know

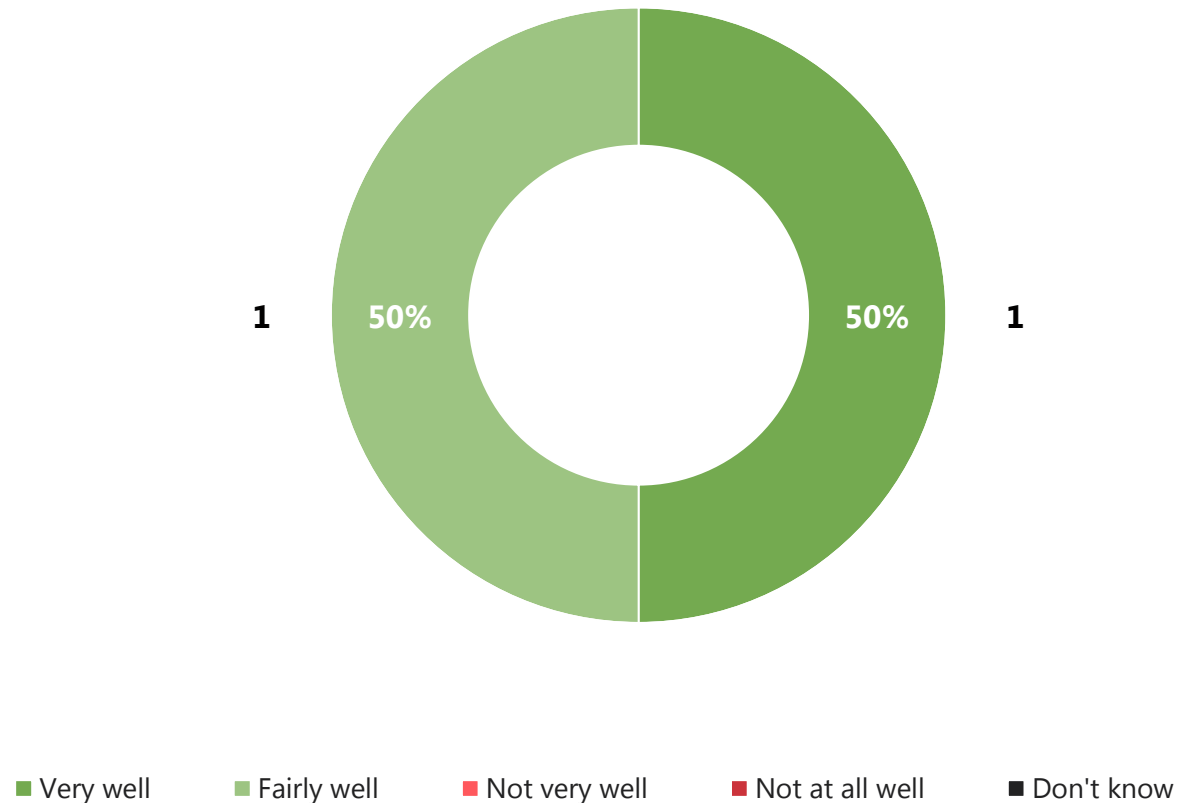
Total responses : All health and wellbeing board stakeholders (2)

Nottingham North and East CCG

Fieldwork: 1 March - 4 April 2016

# And how well, if at all, would you say the CCG and the local authority are working together to deliver shared plans for integrated commissioning?

All Health and wellbeing board stakeholders



Total responses : All health and wellbeing board stakeholders (2)

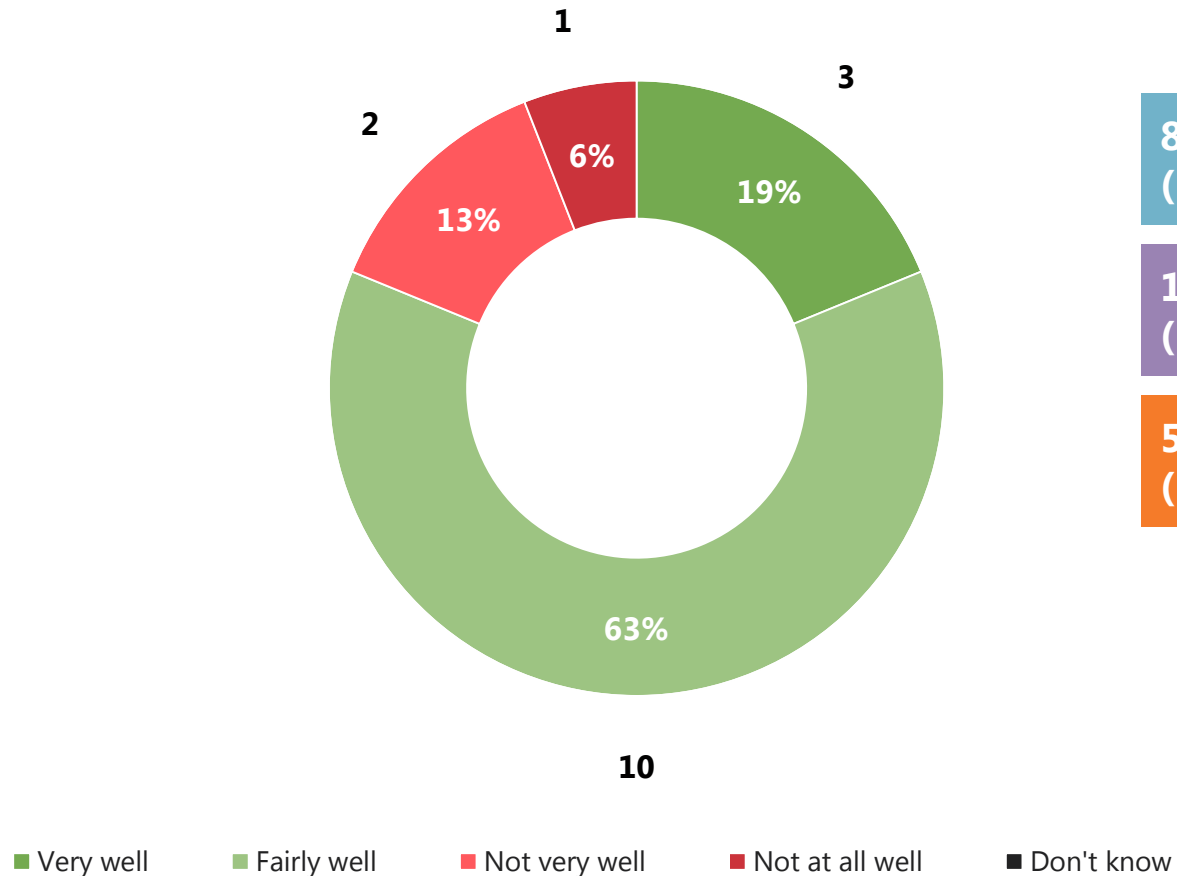
Nottingham North and East CCG

Fieldwork: 1 March - 4 April 2016

# How well, if at all, would you say that you understand...?

## The financial implications of the CCG's plans

### All member practices



Total responses : All member practices (2016: 16); (2015: 11); (2014: 17)

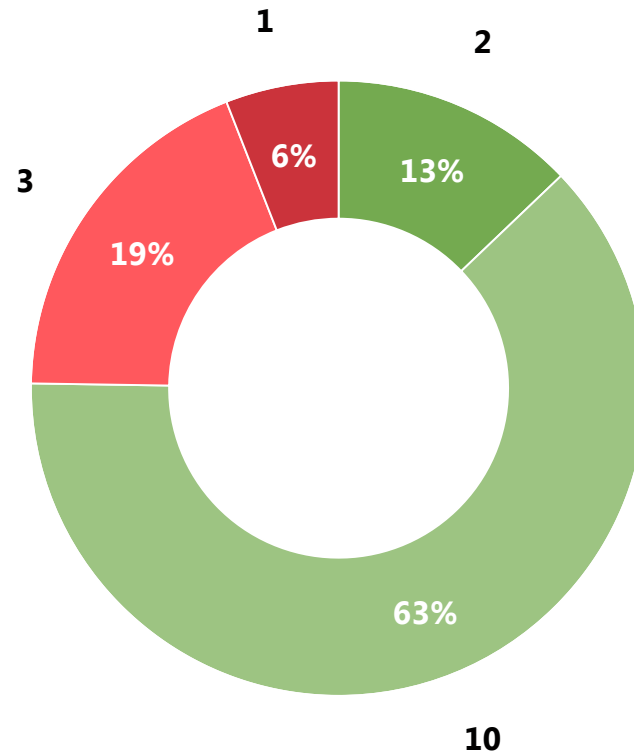
Nottingham North and East CCG

Fieldwork: 1 March - 4 April 2016

# How well, if at all, would you say that you understand...?

## The implications of the CCG's plans for service improvement

### All member practices



■ Very well ■ Fairly well ■ Not very well ■ Not at all well ■ Don't know

75% (12)	Very / Fairly well 2016
82% (9)	Very / Fairly well 2015
53% (9)	Very / Fairly well 2014

Total responses : All member practices (2016: 16); (2015: 11); (2014: 17)

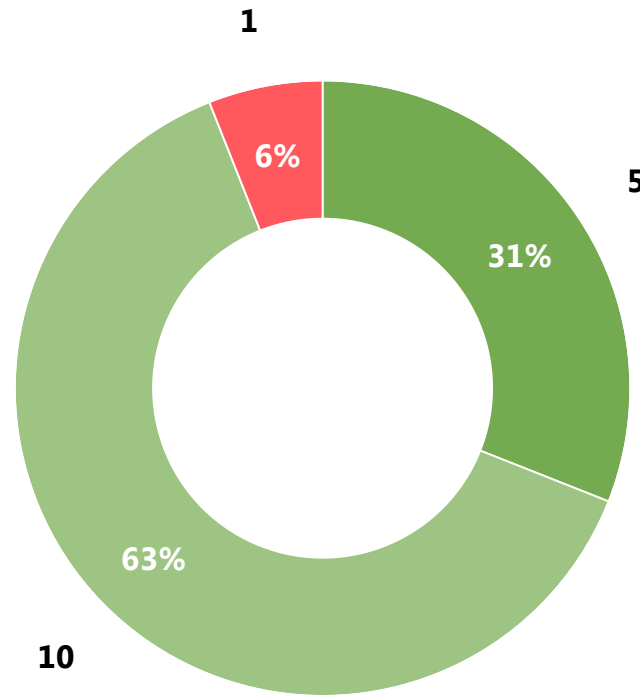
Nottingham North and East CCG

Fieldwork: 1 March - 4 April 2016

# How well, if at all, would you say that you understand...?

## The referral and activity implications of the CCG's plans

### All member practices



94% (15)	Very / Fairly well 2016
91% (10)	Very / Fairly well 2015
76% (13)	Very / Fairly well 2014

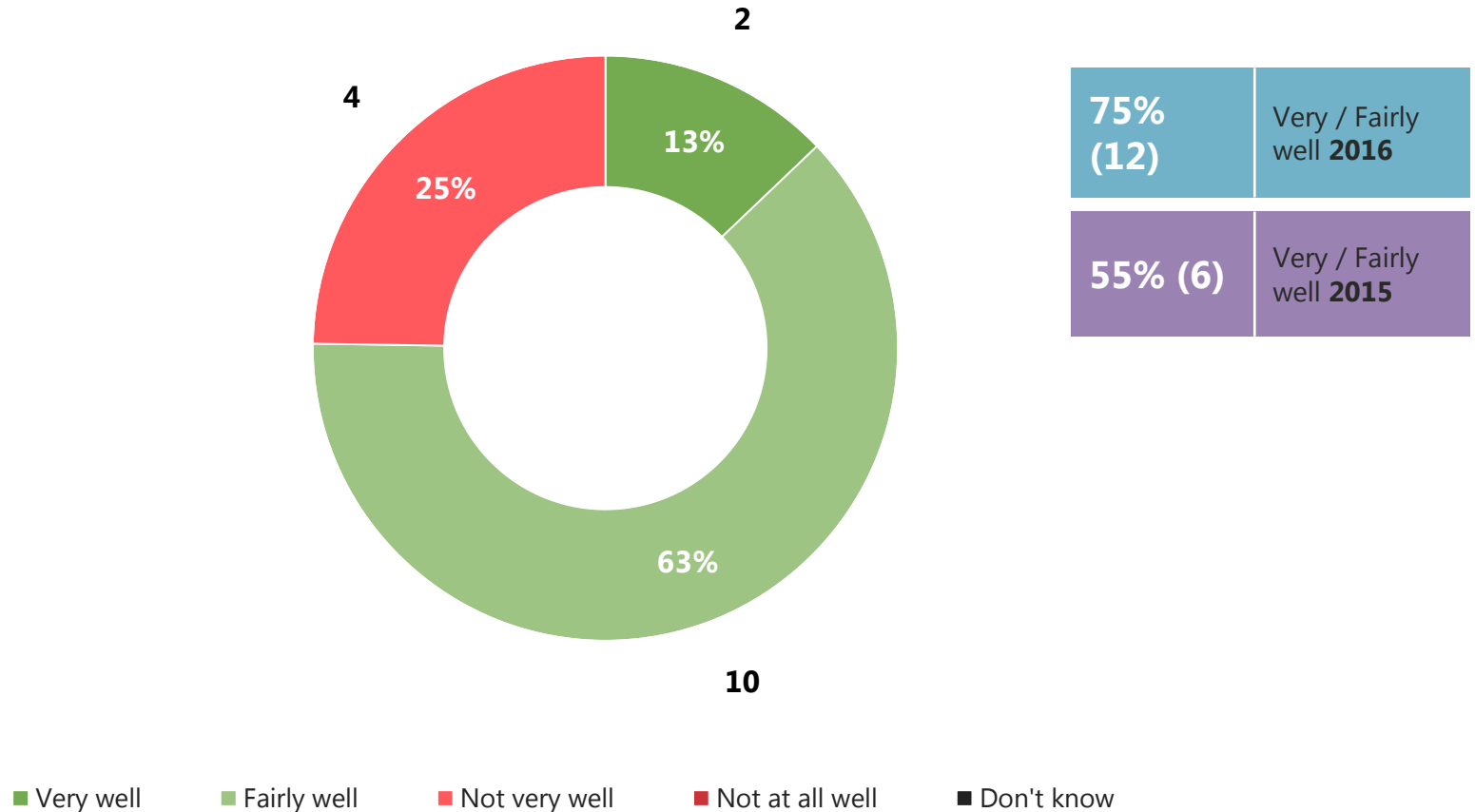
■ Very well ■ Fairly well ■ Not very well ■ Not at all well ■ Don't know

Total responses : All member practices (2016: 16); (2015: 11); (2014: 17)

# How well, if at all, would you say that you understand...?

## The CCG's plans to reduce health inequalities

### All member practices



Total responses : All member practices (2016: 16); (2015: 11)

Nottingham North and East CCG

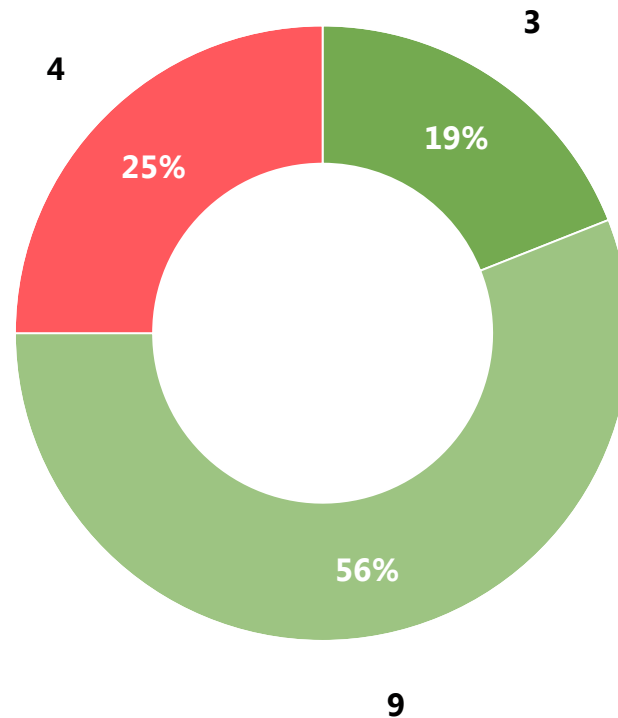
Fieldwork: 1 March - 4 April 2016



# How well, if at all, would you say that you understand...?

## The CCG's plans to improve the health of the local population

### All member practices



■ Very well   ■ Fairly well   ■ Not very well   ■ Not at all well   ■ Don't know

75% (12)	Very / Fairly well 2016
82% (9)	Very / Fairly well 2015

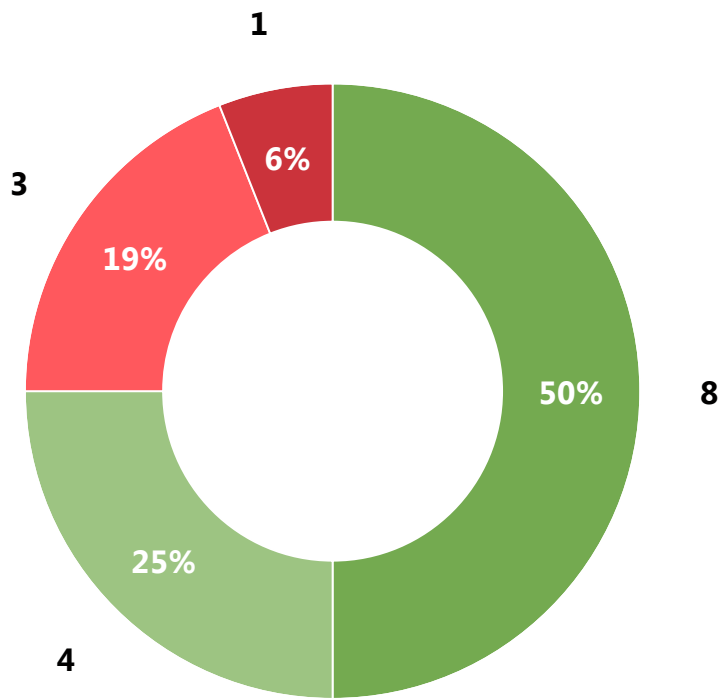
Total responses : All member practices (2016: 16); (2015: 11)

Nottingham North and East CCG

Fieldwork: 1 March - 4 April 2016

# How well, if at all, do you understand what is required of your practice in order to implement the CCG's plans?

All member practices



75% (12)	Very / Fairly well 2016
91% (10)	Very / Fairly well 2015
82% (14)	Very / Fairly well 2014

■ Very well   
 ■ Fairly well   
 ■ Not very well   
 ■ Not at all well   
 ■ Don't know

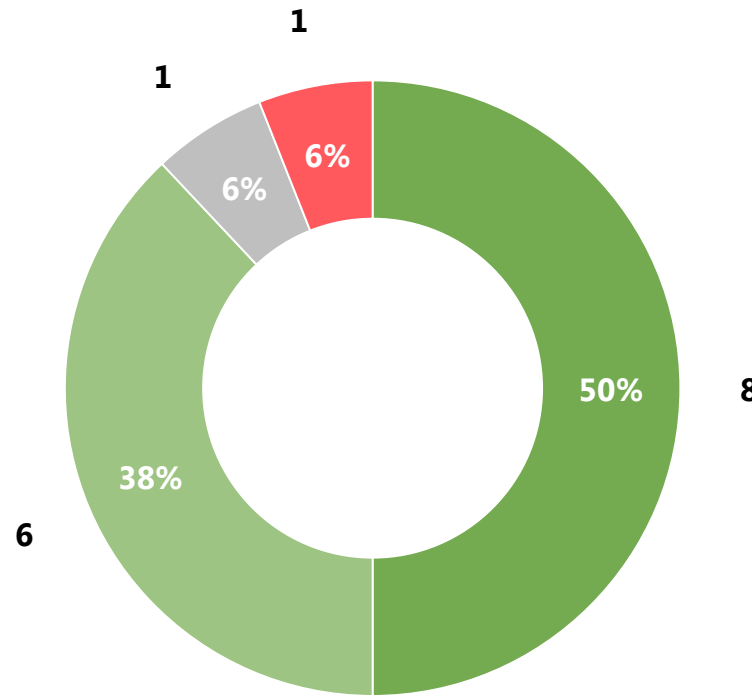
Total responses : All member practices (2016: 16); (2015: 11); (2014: 17)

Nottingham North and East CCG

Fieldwork: 1 March - 4 April 2016

# To what extent do you agree or disagree that value for money is a key factor in decision making when formulating my CCG's plans and priorities?

All member practices



<b>88% (14)</b>	Strongly / Tend to agree <b>2016</b>
<b>100% (11)</b>	Strongly / Tend to agree <b>2015</b>

■ Strongly agree 
 ■ Tend to agree 
 ■ Neither agree nor disagree 
 ■ Tend to disagree 
 ■ Strongly disagree 
 ■ Don't know

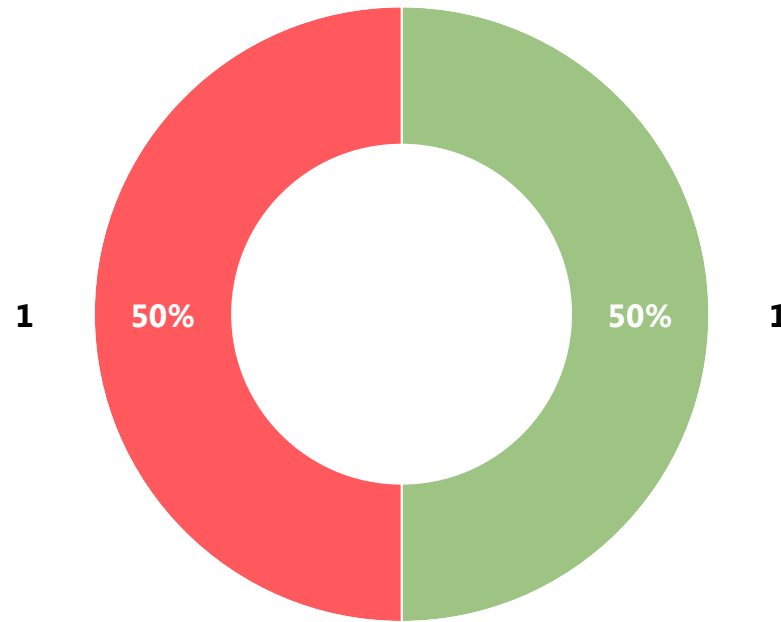
Total responses : All member practices (2016: 16); (2015: 11)

Nottingham North and East CCG

Fieldwork: 1 March - 4 April 2016

# How well, if at all, would you say the CCG and your organisation are working together to develop long-term strategies and plans?

All NHS providers



■ Very well   ■ Fairly well   ■ Not very well   ■ Not at all well   ■ Don't know

Total responses : All NHS providers (2)  
Nottingham North and East CCG  
Fieldwork: 1 March - 4 April 2016

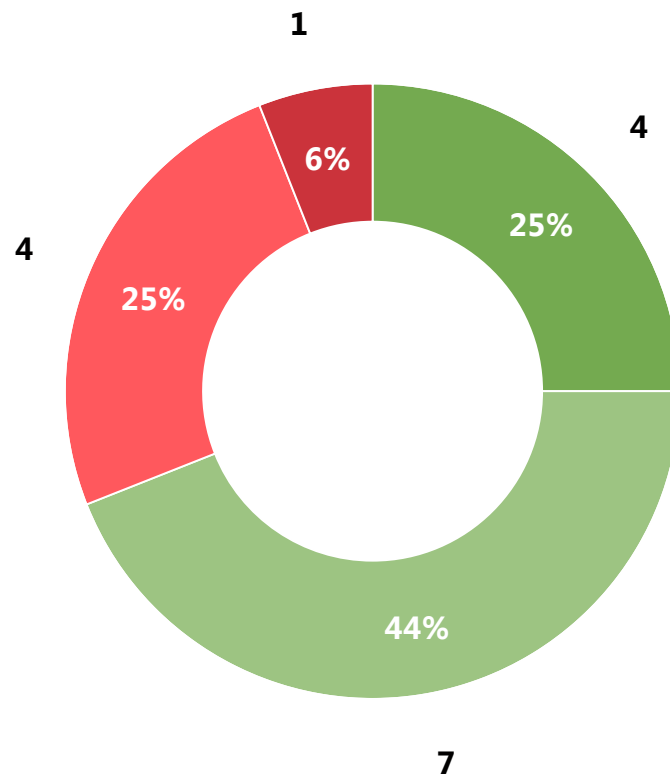
# Component 5: Delegated Functions



**Ipsos MORI**  
Social Research Institute

# Overall, how involved, if at all, do you feel you have been in discussions about CCG's plans for primary care co-commissioning?

All member practices



69% (11)	Very / Fairly involved <b>2016</b>
64% (7)	Very / Fairly involved <b>2015</b>

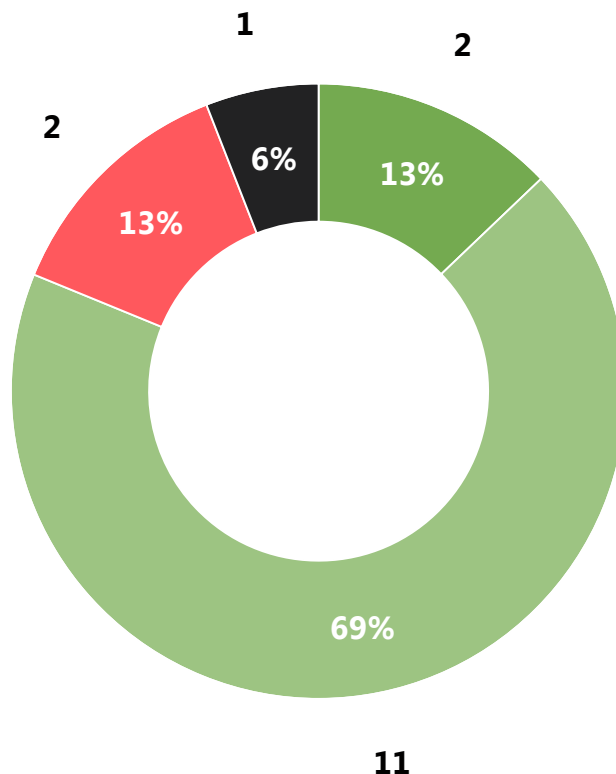
■ Very involved  
 ■ Fairly involved  
 ■ Not very involved  
 ■ Not at all involved  
 ■ Not applicable – CCG is not pursuing a co-commissioning role

Please note, in 2015 the question included the response: 'Not applicable - CCG is not pursuing a co-commissioning role'

Total responses : All member practices (2016: 16); (2015: 11)

And how confident are you, if at all, that the CCG is taking the necessary steps to prepare for primary care co-commissioning? This may include amending the CCG's constitution, terms of reference for committees or conflict of interest policies, or any other changes required for the CCG to prepare for primary care co-commissioning.

All member practices



81% (13)	Very / Fairly confident 2016
73% (8)	Very / Fairly confident 2015

- Very confident
- Not very confident
- Don't know
- Fairly confident
- Not at all confident
- Not applicable – CCG is not pursuing a co-commissioning role

Please note, in 2015 the question included the response: 'Not applicable - CCG is not pursuing a co-commissioning role'

Total responses : All member practices (2016: 16); (2015: 11)

# Appendix



**Ipsos MORI**  
Social Research Institute



# CCG clusters

Each CCG is compared to a cluster of the 20 other CCGs to which they are most similar. The clusters are based on the following variables:

- Index of Multiple Deprivation averages (overall and health domain)
- Age of population
- Ethnicity
- Population registered with practices
- Population density
- Ratio of registered population to overall population

Based on these variables, the following 20 CCGs form the CCG cluster for Nottingham North and East CCG

NHS Erewash CCG	NHS Mansfield & Ashfield CCG
NHS South East Staffs and Seisdon Peninsular CCG	NHS Warrington CCG
NHS North Tyneside CCG	NHS Fareham and Gosport CCG
NHS Cannock Chase CCG	NHS South Cheshire CCG
NHS Redditch and Bromsgrove CCG	NHS South Eastern Hampshire CCG
NHS Chorley and South Ribble CCG	NHS Newark & Sherwood CCG
NHS Hardwick CCG	NHS Castle Point and Rochford CCG
NHS Warwickshire North CCG	NHS North Staffordshire CCG
NHS Nottingham West CCG	NHS Bassetlaw CCG
NHS Wyre Forest CCG	NHS Darlington CCG

Nottingham North and East CCG

## For more information

 [ccg360stakeholder@ipsos-mori.com](mailto:ccg360stakeholder@ipsos-mori.com)



**Ipsos MORI**  
Social Research Institute